

NATIONAL DEPARTMENTS\_CLUSTER ANALYSIS

Cluster	MONTH	Rand value of unpaid invoices		MONTH	Number of invoices	
		Invoices paid after 30 days	Invoices older than 30 days not paid		Invoices paid after 30 days	Invoices older than 30 days not paid
CENTRAL GOVERNMENT AND ADMINISTRATION	Jan	211,404,919	129,843,375	Jan	2,509	3,100
	Feb	85,857,436	148,495,494	Feb	1,409	3,755
	Mar	178,651,559	43,293,176	Mar	2,278	1,799
	Apr	65,317,175	54,004,892	Apr	717	3,644
	May	81,515,254	111,220,340	May	4,112	2,919
	Jun	112,282,813	62,319,812	Jun	3,927	2,423
	Jul	222,050,732	124,665,138	Jul	3,919	2,228
	Aug	75,103,365	130,219,358	Aug	1,531	3,604
	Sept	-	-	Sept	-	-
	Oct	-	-	Oct	-	-
	Nov	-	-	Nov	-	-
	Dec	-	-	Dec	-	-
FINANCIAL AND ADMINISTRATIVE SERVICES	Jan	2,034,781	93,210	Jan	66	4
	Feb	11,379,366	706,694	Feb	90	9
	Mar	3,204,383	444,529	Mar	40	7
	Apr	658,593	-	Apr	13	-
	May	14,453,638	-	May	51	-
	Jun	760,171	64,784	Jun	11	6
	Jul	17,933	173,563	Jul	6	7
	Aug	602,726	-	Aug	11	-
	Sept	-	-	Sept	-	-
	Oct	-	-	Oct	-	-
	Nov	-	-	Nov	-	-
	Dec	-	-	Dec	-	-
SOCIAL SERVICES	Jan	5,163,609	1,566,630	Jan	647	201
	Feb	10,737,829	6,350,821	Feb	662	170
	Mar	12,737,573	8,235,421	Mar	724	168
	Apr	13,369,476	3,430,016	Apr	424	26
	May	8,861,322	667,940	May	500	95
	Jun	11,558,598	2,533,108	Jun	501	72
	Jul	37,877,021	728,582	Jul	581	164
	Aug	3,346,536	52,051	Aug	351	19
	Sept	-	-	Sept	-	-
	Oct	-	-	Oct	-	-
	Nov	-	-	Nov	-	-
	Dec	-	-	Dec	-	-
JUSTICE AND PROTECTION SERVICES	Jan	253,063,198	26,968,911	Jan	9,112	3,509
	Feb	165,698,149	24,240,935	Feb	11,760	2,700
	Mar	224,411,231	24,407,053	Mar	9,279	1,954
	Apr	494,558,214	28,806,286	Apr	6,937	2,654
	May	106,325,668	36,329,977	May	9,687	4,851
	Jun	95,960,064	28,386,934	Jun	11,933	1,044
	Jul	118,359,841	24,227,938	Jul	14,578	693
	Aug	95,307,518	16,295,955	Aug	11,238	461
	Sept	-	-	Sept	-	-
	Oct	-	-	Oct	-	-
	Nov	-	-	Nov	-	-
	Dec	-	-	Dec	-	-
ECONOMIC SERVICES AND INFRASTRUCTURE	Jan	82,016,158	42,160,846	Jan	2,343	354
	Feb	53,762,660	24,030,593	Feb	946	506
	Mar	60,960,036	33,170,320	Mar	484	284
	Apr	9,275,052	52,866,615	Apr	274	754
	May	71,975,064	20,693,346	May	1,838	342
	Jun	100,008,881	16,792,348	Jun	1,593	564
	Jul	95,376,751	10,092,545	Jul	1,749	618
	Aug	21,934,602	228,200,777	Aug	1,632	1,580
	Sept	-	-	Sept	-	-
	Oct	-	-	Oct	-	-
	Nov	-	-	Nov	-	-
	Dec	-	-	Dec	-	-
TOTAL NATIONAL DEPARTMENTS	MONTH	Invoices paid after 30 days	Invoices older than 30 days not paid	MONTH	Invoices paid after 30 days	Invoices older than 30 days not paid
	Average Jan-Aug 2013	426,994,498	148,882,401	Average Jan-Aug 2013	25,613	9,675
	Average Jan-Aug 2014	402,243,475	185,825,151	Average Jan-Aug 2014	15,057	5,900
	January	553,682,665	200,632,970	January	14,677	7,168
	February	327,435,441	203,825,537	February	14,867	7,140
	March	479,964,681	109,550,399	March	12,805	4,122
	April	583,178,510	149,107,809	April	8,365	7,078
	May	283,129,937	168,821,602	May	16,179	8,207
	June	320,570,527	110,006,985	June	17,965	4,109
	July	473,692,278	159,887,765	July	20,833	3,710
	August	195,293,758	384,788,140	August	14,763	5,664

NB!!!!Always copy the average from the 2013 spreadsheet and change formulas



**ANALYSIS OF 30 DAYS INVOICES - NATIONAL DEPARTMENTS**

CLUSTER	VOTE	DEPARTMENT	SUBMISSION	MONTH	RAND VALUE		
					Invoices paid after 30 days	Invoices older than 30 days not paid	
	1	The Presidency	07-Feb-14	Jan	150,570	55,273	
			06-Mar-14	Feb	108,283	51,658	
			07-Apr-14	Mar	151,909	1,294	
			06-May-14	Apr	-	136,953	
			09-Jun-14	May	147,930	230,013	
			07-Jul-14	June	94,161	41,139	
			07-Aug-14	July	24,811	32,530	
			08-Sep-14	Aug	48,915	52,296	
			00-Jan-00	Sept	-	-	
			00-Jan-00	Oct	-	-	
			00-Jan-00	Nov	-	-	
			00-Jan-00	Dec	-	-	
						<b>SUBMISSION</b>	<b>MONTH</b>
	3	Cooperative Governance and Traditional Affairs	11-Feb-14	Jan	2,665,825	2,665,825	
			19-Mar-14	Feb	5,781,081	3,210,986	
			07-Apr-14	Mar	4,618,737	10,215,687	
			09-May-14	Apr	435,061	7,437,577	
			06-Jun-14	May	1,638,411	9,441,200	
			25-Jul-14	June	1,019,194	1,223,389	
			08-Aug-14	July	612,230	7,097,404	
			12-Sep-14	Aug	685,752	3,556,500	
			00-Jan-00	Sept	-	-	
			00-Jan-00	Oct	-	-	
00-Jan-00			Nov	-	-		
00-Jan-00			Dec	-	-		
					<b>SUBMISSION</b>	<b>MONTH</b>	<b>Invoices paid after 30 days</b>
			13-Feb-14	Jan	135,044,791	4,654,885	
			12-Mar-14	Feb	47,920,523	3,033,398	
			28-May-14	Mar	45,469,502	1,073,800	
			28-May-14	Apr	62,882,763	45,296,477	

CENTRAL GOVERNMENT AND ADMINISTRATION

4	Home Affairs	06-Jun-14	May	36,747,104	7,027,140
		14-Jul-14	June	72,941,602	3,127,474
		20-Aug-14	July	190,180,682	3,608,510
		10-Sep-14	Aug	24,200,229	8,801,841
		00-Jan-00	Sept	-	-
		00-Jan-00	Oct	-	-
		00-Jan-00	Nov	-	-
		00-Jan-00	Dec	-	-
				<b>SUBMISSION</b>	<b>MONTH</b>
5	International Relations and Cooperation	04-Mar-14	Jan	204,867	44,121
		27-Jun-14	Feb	22,188	30,706,611
		27-Jun-14	Mar	204,867	511,964
		22-Jul-14	Apr	511,964	1,080
		22-Jul-14	May	164,458	71,517
		22-Jul-14	June	125,466	76,332
		13-Aug-14	July	78,819	482,659
		04-Sep-14	Aug	793,500	596,938
		00-Jan-00	Sept	-	-
		00-Jan-00	Oct	-	-
		00-Jan-00	Nov	-	-
		00-Jan-00	Dec	-	-
				<b>SUBMISSION</b>	<b>MONTH</b>
6	Performance Monitoring and Evaluation	06-Feb-14	Jan	-	-
		04-Mar-14	Feb	-	-
		04-Apr-14	Mar	-	-
		05-May-14	Apr	-	-
		03-Jun-14	May	-	-
		03-Jul-14	June	-	-
		06-Aug-14	July	-	-
		03-Sep-14	Aug	-	-
		00-Jan-00	Sept	-	-
		00-Jan-00	Oct	-	-
		00-Jan-00	Nov	-	-

		00-Jan-00	Dec	-	-
		<b>SUBMISSION</b>	<b>MONTH</b>	<b>Invoices paid after 30 days</b>	<b>Invoices older than 30 days not paid</b>
7	Public Works	07-Feb-14	Jan	73,338,866	122,423,271
		07-Mar-14	Feb	32,025,361	111,493,841
		07-Apr-14	Mar	127,824,693	31,490,432
		08-May-14	Apr	1,263,860	1,132,805
		06-Jun-14	May	42,270,413	94,450,469
		07-Jul-14	June	38,058,255	57,851,478
		07-Aug-14	July	31,146,324	113,444,036
		08-Aug-14	Aug	49,363,856	117,211,783
		00-Jan-00	Sept	-	-
		00-Jan-00	Oct	-	-
		00-Jan-00	Nov	-	-
		00-Jan-00	Dec	-	-
				<b>SUBMISSION</b>	<b>MONTH</b>
8	Women, Children and People with Disabilities	22-Jul-14	Jan	-	-
		22-Jul-14	Feb	-	-
		23-Jul-14	Mar	381,851	-
		22-Jul-14	Apr	223,527	-
		22-Jul-14	May	546,938	-
		22-Jul-14	June	44,136	-
		11-Aug-14	July	17,866	-
		18-Sep-14	Aug	11,113	-
		00-Jan-00	Sept	-	-
		00-Jan-00	Oct	-	-
		00-Jan-00	Nov	-	-
		00-Jan-00	Dec	-	-
				<b>SUBMISSION</b>	<b>MONTH</b>
		07-Feb-14	Jan	1,064,025	-
		05-Mar-14	Feb	-	-
		07-Apr-14	Mar	-	-
		06-May-14	Apr	-	-

ND ADMINISTRATIVE SERVICES

9	Government Communication and Information System	06-Jun-14	May	35,201	-
		07-Jul-14	June	265,210	-
		06-Aug-14	July	-	-
		05-Sep-14	Aug	-	-
		00-Jan-00	Sept	-	-
		00-Jan-00	Oct	-	-
		00-Jan-00	Nov	-	-
		00-Jan-00	Dec	-	-
		<b>SUBMISSION</b>	<b>MONTH</b>	<b>Invoices paid after 30 days</b>	<b>Invoices older than 30 days not paid</b>
10	National Treasury	10-Feb-14	Jan	287,383	93,210
		07-Mar-14	Feb	10,956,450	706,694
		09-Apr-14	Mar	2,775,075	444,529
		06-May-14	Apr	-	-
		06-Jun-14	May	14,068,786	-
		07-Jul-14	June	450,793	64,784
		11-Aug-14	July	4,541	9,625
		05-Sep-14	Aug	14,178	-
		00-Jan-00	Sept	-	-
		00-Jan-00	Oct	-	-
		00-Jan-00	Nov	-	-
		00-Jan-00	Dec	-	-
		<b>SUBMISSION</b>	<b>MONTH</b>	<b>Invoices paid after 30 days</b>	<b>Invoices older than 30 days not paid</b>
11	Public Enterprises	05-Feb-14	Jan	42,809	-
		05-Mar-14	Feb	-	-
		04-Apr-14	Mar	-	-
		08-May-14	Apr	-	-
		06-Jun-14	May	3,146	-
		04-Jul-14	June	-	-
		06-Aug-14	July	-	-
		03-Sep-14	Aug	-	-
		00-Jan-00	Sept	-	-
		00-Jan-00	Oct	-	-
		00-Jan-00	Nov	-	-

FINANCIAL A/

		00-Jan-00	Dec	-	-
		<b>SUBMISSION</b>	<b>MONTH</b>	<b>Invoices paid after 30 days</b>	<b>Invoices older than 30 days not paid</b>
12	Public Service and Administration	11-Feb-14	Jan	629,464	-
		07-Mar-14	Feb	422,916	-
		04-Apr-14	Mar	426,841	-
		06-May-14	Apr	113,027	-
		06-Jun-14	May	233,142	-
		04-Jul-14	June	44,168	-
		06-Aug-14	July	13,392	163,938
		05-Sep-14	Aug	587,559	-
		00-Jan-00	Sept	-	-
		00-Jan-00	Oct	-	-
		00-Jan-00	Nov	-	-
		00-Jan-00	Dec	-	-
		<b>SUBMISSION</b>	<b>MONTH</b>	<b>Invoices paid after 30 days</b>	<b>Invoices older than 30 days not paid</b>
13	Statistics South Africa	07-Feb-14	Jan	11,100	-
		07-Mar-14	Feb	-	-
		07-Apr-14	Mar	2,367	-
		06-May-14	Apr	545,566	-
		09-Jun-14	May	112,354	-
		07-Jul-14	June	-	-
		07-Aug-14	July	-	-
		05-Sep-14	Aug	-	-
		00-Jan-00	Sept	-	-
		00-Jan-00	Oct	-	-
		00-Jan-00	Nov	-	-
		00-Jan-00	Dec	-	-
		<b>SUBMISSION</b>	<b>MONTH</b>	<b>Invoices paid after 30 days</b>	<b>Invoices older than 30 days not paid</b>
		04-Feb-14	Jan	212,600	-
		04-Mar-14	Feb	2,025	-
		04-Apr-14	Mar	-	-
		13-May-14	Apr	2,554,912	-

14	Arts and Culture	04-Jun-14	May	59,010	-
		02-Jul-14	June	-	-
		08-Aug-14	July	4,293	-
		04-Sep-14	Aug	-	-
		00-Jan-00	Sept	-	-
		00-Jan-00	Oct	-	-
		00-Jan-00	Nov	-	-
		00-Jan-00	Dec	-	-
		<b>SUBMISSION</b>	<b>MONTH</b>	<b>Invoices paid after 30 days</b>	<b>Invoices older than 30 days not paid</b>
15	Basic Education	05-Feb-14	Jan	-	-
		06-Mar-14	Feb	3,656	-
		11-Apr-14	Mar	38,180	-
		06-May-14	Apr	4,047	-
		03-Jun-14	May	792	-
		04-Jul-14	June	7,800	-
		07-Aug-14	July	3,268	-
		05-Sep-14	Aug	351,838	-
		00-Jan-00	Sept	-	-
		00-Jan-00	Oct	-	-
		00-Jan-00	Nov	-	-
		00-Jan-00	Dec	-	-
				<b>SUBMISSION</b>	<b>MONTH</b>
16	Health	06-Feb-14	Jan	1,285,552	594,415
		07-Mar-14	Feb	2,541,322	4,050,523
		16-Apr-14	Mar	5,103,129	2,123,589
		02-May-14	Apr	1,006	2,625,243
		06-Jun-14	May	5,042,315	92,027
		22-Jul-14	June	6,191,634	1,594,143
		08-Aug-14	July	1,661,531	-
		05-Sep-14	Aug	132,836	-
		00-Jan-00	Sept	-	-
		00-Jan-00	Oct	-	-
		00-Jan-00	Nov	-	-

SOCIAL SERVICES

		00-Jan-00	Dec	-	-
		<b>SUBMISSION</b>	<b>MONTH</b>	<b>Invoices paid after 30 days</b>	<b>Invoices older than 30 days not paid</b>
17	Higher Education and Training	06-Feb-14	Jan	498,739	2,610
		06-Mar-14	Feb	3,307,056	1,497,504
		07-Apr-14	Mar	3,304,722	481,209
		06-May-14	Apr	1,798,319	-
		06-Jun-14	May	1,172,344	112,510
		07-Jul-14	June	2,044,564	119,703
		08-Aug-14	July	3,066,302	226,071
		05-Sep-14	Aug	541,241	1,777
		00-Jan-00	Sept	-	-
		00-Jan-00	Oct	-	-
		00-Jan-00	Nov	-	-
		00-Jan-00	Dec	-	-
				<b>SUBMISSION</b>	<b>MONTH</b>
18	Labour	06-Mar-14	Jan	702,563	35,725
		24-Mar-14	Feb	2,754,309	982
		25-Apr-14	Mar	203,672	2,226
		28-May-14	Apr	2,268	1,277
		30-Jun-14	May	294,920	982
		22-Jul-14	June	36,337	982
		21-Aug-14	July	30,872,701	982
		19-Sep-14	Aug	579,393	982
		00-Jan-00	Sept	-	-
		00-Jan-00	Oct	-	-
		00-Jan-00	Nov	-	-
		00-Jan-00	Dec	-	-
				<b>SUBMISSION</b>	<b>MONTH</b>
		15-Jul-14	Jan	265,122	-
		18-Mar-14	Feb	500,071	587,416
		11-Apr-14	Mar	2,051,587	5,610,461
		09-May-14	Apr	8,773,877	-



19	Social Development	09-Jun-14	May	664,811	58,127
		08-Jul-14	June	1,795,757	728,363
		14-Aug-14	July	667,187	-
		12-Sep-14	Aug	216,230	-
		00-Jan-00	Sept	-	-
		00-Jan-00	Oct	-	-
		00-Jan-00	Nov	-	-
		00-Jan-00	Dec	-	-
				<b>SUBMISSION</b>	<b>MONTH</b>
20	Sport and Recreation South Africa	28-Feb-14	Jan	2,199,033	933,879
		05-Mar-14	Feb	1,629,390	214,397
		09-Apr-14	Mar	2,036,282	17,935
		23-May-14	Apr	235,048	803,496
		06-Jun-14	May	1,627,130	404,295
		10-Jul-14	June	1,482,506	89,919
		07-Aug-14	July	1,601,739	501,530
		05-Sep-14	Aug	1,524,999	49,291
		00-Jan-00	Sept	-	-
		00-Jan-00	Oct	-	-
		00-Jan-00	Nov	-	-
		00-Jan-00	Dec	-	-
				<b>SUBMISSION</b>	<b>MONTH</b>
21	Correctional Services	04-Feb-14	Jan	4,816,672	-
		10-Mar-14	Feb	1,419,992	-
		10-Apr-14	Mar	8,092,428	-
		09-May-14	Apr	1,335,110	-
		12-Jun-14	May	4,835,826	-
		09-Jul-14	June	3,010,345	-
		12-Aug-14	July	4,984,060	-
		05-Sep-14	Aug	1,351,247	-
		00-Jan-00	Sept	-	-
		00-Jan-00	Oct	-	-
		00-Jan-00	Nov	-	-

JUSTICE AND PROTECTION SERVICES

		00-Jan-00	Dec	-	-
		<b>SUBMISSION</b>	<b>MONTH</b>	<b>Invoices paid after 30 days</b>	<b>Invoices older than 30 days not paid</b>
22	Defence and Military Veterans	07-Feb-14	Jan	57,448,786	597,634
		07-Mar-14	Feb	75,936,530	11,215
		03-Apr-14	Mar	34,663,596	137,020
		06-May-14	Apr	460,768,958	300,548
		09-Jun-14	May	47,384,979	34,869
		07-Jul-14	June	44,947,473	268,923
		07-Aug-14	July	40,495,124	2,381,754
		08-Sep-14	Aug	57,096,854	379,322
		00-Jan-00	Sept	-	-
		00-Jan-00	Oct	-	-
		00-Jan-00	Nov	-	-
		00-Jan-00	Dec	-	-
				<b>SUBMISSION</b>	<b>MONTH</b>
23	Independent Police Investigative Directorate	07-Feb-14	Jan	1,571,424	370,564
		13-Mar-14	Feb	301,115	877,134
		08-Apr-14	Mar	951,911	101,418
		06-May-14	Apr	43,459	1,261,174
		06-Jun-14	May	1,142,227	1,115,068
		08-Jul-14	June	360,284	851,182
		07-Aug-14	July	668,568	328,256
		11-Sep-14	Aug	657,149	260,975
		00-Jan-00	Sept	-	-
		00-Jan-00	Oct	-	-
		00-Jan-00	Nov	-	-
		00-Jan-00	Dec	-	-
				<b>SUBMISSION</b>	<b>MONTH</b>
		07-Feb-14	Jan	61,233,066	25,503,332
		10-Mar-14	Feb	19,999,004	23,262,121
		07-Apr-14	Mar	32,208,804	23,766,662
		12-May-14	Apr	12,138,050	27,184,306

24	Justice and Constitutional Development	11-Jun-14	May	11,331,364	33,475,699
		08-Jul-14	June	23,531,380	25,527,995
		07-Aug-14	July	4,483,948	19,618,228
		08-Sep-14	Aug	5,069,149	13,283,465
		00-Jan-00	Sept	-	-
		00-Jan-00	Oct	-	-
		00-Jan-00	Nov	-	-
		00-Jan-00	Dec	-	-
				<b>SUBMISSION</b>	<b>MONTH</b>
25	Police	28-Feb-14	Jan	127,993,251	497,380
		11-Mar-14	Feb	68,041,508	90,464
		08-Apr-14	Mar	148,494,491	401,953
		05-May-14	Apr	20,272,636	60,259
		18-Jun-14	May	41,631,272	1,704,341
		07-Jul-14	June	24,110,582	1,738,833
		03-Sep-14	July	67,728,142	1,899,700
		03-Sep-14	Aug	31,133,119	2,372,192
		00-Jan-00	Sept	-	-
		00-Jan-00	Oct	-	-
		00-Jan-00	Nov	-	-
		00-Jan-00	Dec	-	-
		<b>SUBMISSION</b>	<b>MONTH</b>	<b>Invoices paid after 30 days</b>	<b>Invoices older than 30 days not paid</b>
26	Agriculture, Forestry and Fisheries	11-Feb-14	Jan	16,061,063	515,638
		10-Mar-14	Feb	14,569,144	9,003,003
		08-Apr-14	Mar	17,768,924	1,199,773
		20-May-14	Apr	639,682	976,287
		09-Jun-14	May	3,046,778	487,961
		09-Jul-14	June	6,278,702	24,885
		08-Aug-14	July	10,392,280	14,880
		08-Sep-14	Aug	1,361,776	77,715
		00-Jan-00	Sept	-	-
		00-Jan-00	Oct	-	-
00-Jan-00	Nov	-	-		

		00-Jan-00	Dec	-	-
		<b>SUBMISSION</b>	<b>MONTH</b>	<b>Invoices paid after 30 days</b>	<b>Invoices older than 30 days not paid</b>
27	Communications	12-Feb-14	Jan	6,105,771	2,381,816
		17-Mar-14	Feb	216,726	2,416,199
		07-Apr-14	Mar	195,855	3,709,356
		09-May-14	Apr	4,095,081	241,982
		12-Jun-14	May	1,117,099	134,027
		09-Jul-14	June	71,157	159,659
		11-Aug-14	July	75,025	155,512
		12-Sep-14	Aug	124,902	927,109
		00-Jan-00	Sept	-	-
		00-Jan-00	Oct	-	-
		00-Jan-00	Nov	-	-
		00-Jan-00	Dec	-	-
				<b>SUBMISSION</b>	<b>MONTH</b>
28	Economic Development	06-Feb-14	Jan	-	-
		07-Mar-14	Feb	24,633	-
		08-Apr-14	Mar	470,445	-
		08-May-14	Apr	-	-
		06-Jun-14	May	50,850	-
		07-Jul-14	June	3,582	-
		08-Aug-14	July	45,628	-
		05-Sep-14	Aug	149,638	-
		00-Jan-00	Sept	-	-
		00-Jan-00	Oct	-	-
		00-Jan-00	Nov	-	-
		00-Jan-00	Dec	-	-
				<b>SUBMISSION</b>	<b>MONTH</b>
		05-Feb-14	Jan	-	-
		06-Mar-14	Feb	-	-
		07-Apr-14	Mar	-	-
		06-May-14	Apr	-	-

29	Energy	06-Jun-14	May	-	-
		04-Jul-14	June	-	-
		07-Aug-14	July	-	-
		05-Sep-14	Aug	-	-
		00-Jan-00	Sept	-	-
		00-Jan-00	Oct	-	-
		00-Jan-00	Nov	-	-
		00-Jan-00	Dec	-	-
				<b>SUBMISSION</b>	<b>MONTH</b>
30	Environmental Affairs	07-Feb-14	Jan	71,740	-
		07-Mar-14	Feb	18,240	-
		07-Apr-14	Mar	-	-
		06-May-14	Apr	14,750	-
		06-Jun-14	May	420,499	-
		04-Jul-14	June	2,253	-
		07-Aug-14	July	144,178	-
		05-Sep-14	Aug	814,302	-
		00-Jan-00	Sept	-	-
		00-Jan-00	Oct	-	-
		00-Jan-00	Nov	-	-
		00-Jan-00	Dec	-	-
		<b>SUBMISSION</b>	<b>MONTH</b>	<b>Invoices paid after 30 days</b>	<b>Invoices older than 30 days not paid</b>
31	Human Settlements	07-Feb-14	Jan	841,917	3,987
		06-Mar-14	Feb	447,502	17,219
		04-Apr-14	Mar	1,049,230	-
		06-May-14	Apr	354,294	6,175
		06-Jun-14	May	1,734,583	-
		07-Jul-14	June	88,983	-
		07-Aug-14	July	1,131,779	7,676
		05-Sep-14	Aug	747,136	175,865
		00-Jan-00	Sept	-	-
		00-Jan-00	Oct	-	-
		00-Jan-00	Nov	-	-

ECONOMIC SERVICES AND INFRASTR

		00-Jan-00	Dec	-	-
		<b>SUBMISSION</b>	<b>MONTH</b>	<b>Invoices paid after 30 days</b>	<b>Invoices older than 30 days not paid</b>
32	Mineral Resources	07-Feb-14	Jan	199,103	-
		06-Mar-14	Feb	173,384	-
		07-Apr-14	Mar	32,175	8,550
		08-May-14	Apr	410,077	8,550
		06-Jun-14	May	18,656	-
		07-Jul-14	June	308,148	-
		07-Aug-14	July	1,604	-
		04-Sep-14	Aug	-	-
		00-Jan-00	Sept	-	-
		00-Jan-00	Oct	-	-
		00-Jan-00	Nov	-	-
		00-Jan-00	Dec	-	-
				<b>SUBMISSION</b>	<b>MONTH</b>
33	Rural Development and Land Reform	12-Mar-14	Jan	7,938,910	635,359
		14-Mar-14	Feb	1,242,152	524,722
		17-Apr-14	Mar	1,395,911	451,205
		00-Jan-00	Apr	-	-
		24-Jun-14	May	14,119,815	7,618,369
		00-Jan-00	June	-	-
		14-Aug-14	July	4,303,075	4,265,692
		00-Jan-00	Aug	-	-
		00-Jan-00	Sept	-	-
		00-Jan-00	Oct	-	-
		00-Jan-00	Nov	-	-
		00-Jan-00	Dec	-	-
				<b>SUBMISSION</b>	<b>MONTH</b>
		13-Feb-14	Jan	1,510,913	6,300
		14-Mar-14	Feb	119,638	-
		10-Apr-14	Mar	435,661	-
		13-May-14	Apr	3,000,217	-

34	Science and Technology	13-Jun-14	May	1,428,940	100,931
		22-Jul-14	June	658,880	-
		07-Aug-14	July	831,564	-
		04-Sep-14	Aug	1,332,550	-
		00-Jan-00	Sept	-	-
		00-Jan-00	Oct	-	-
		00-Jan-00	Nov	-	-
		00-Jan-00	Dec	-	-
		<b>SUBMISSION</b>	<b>MONTH</b>	<b>Invoices paid after 30 days</b>	<b>Invoices older than 30 days not paid</b>
35	Tourism	07-Feb-14	Jan	43,137	1,632,424
		07-Mar-14	Feb	413,923	-
		07-Apr-14	Mar	-	-
		06-May-14	Apr	-	33,399
		18-Jul-14	May	310,077	28,901
		07-Jul-14	June	22,468	-
		07-Aug-14	July	-	3,264
		05-Sep-14	Aug	5,570	3,264
		00-Jan-00	Sept	-	-
		00-Jan-00	Oct	-	-
		00-Jan-00	Nov	-	-
		00-Jan-00	Dec	-	-
		<b>SUBMISSION</b>	<b>MONTH</b>	<b>Invoices paid after 30 days</b>	<b>Invoices older than 30 days not paid</b>
36	Trade and Industry	07-Feb-14	Jan	-	-
		06-Mar-14	Feb	-	-
		03-Apr-14	Mar	-	-
		05-May-14	Apr	-	-
		05-Jun-14	May	-	-
		03-Jul-14	June	-	-
		04-Aug-14	July	-	-
		08-Sep-14	Aug	-	-
		00-Jan-00	Sept	-	-
		00-Jan-00	Oct	-	-
		00-Jan-00	Nov	-	-

		00-Jan-00	Dec	-	-
		<b>SUBMISSION</b>	<b>MONTH</b>	<b>Invoices paid after 30 days</b>	<b>Invoices older than 30 days not paid</b>
37	Transport	19-Feb-14	Jan	3,648,677	-
		05-Mar-14	Feb	-	-
		24-Apr-14	Mar	1,774,444	-
		08-May-14	Apr	303,158	-
		10-Jun-14	May	3,066,744	-
		07-Jul-14	June	2,094,782	-
		21-Aug-14	July	-	-
		11-Sep-14	Aug	69,427	-
		00-Jan-00	Sept	-	-
		00-Jan-00	Oct	-	-
		00-Jan-00	Nov	-	-
		00-Jan-00	Dec	-	-
				<b>SUBMISSION</b>	<b>MONTH</b>
38	Water Affairs	07-Feb-14	Jan	45,594,928	36,985,323
		07-Mar-14	Feb	36,537,319	12,069,451
		07-Apr-14	Mar	37,837,392	27,801,336
		08-May-14	Apr	457,792	61,600,223
		09-Jun-14	May	46,661,023	12,233,157
		07-Jul-14	June	90,479,928	16,517,804
		07-Aug-14	July	78,451,620	5,645,522
		08-Sep-14	Aug	17,329,300	237,016,824
		00-Jan-00	Sept	-	-
		00-Jan-00	Oct	-	-
		00-Jan-00	Nov	-	-
		00-Jan-00	Dec	-	-

Other

CLUSTER	VOTE	DEPARTMENT	SUBMISSION	MONTH	Invoices paid after 30 days	Invoices older than 30 days not paid
			07-Feb-14	Jan	5,225,865	-
			07-Mar-14	Feb	1,690,628	-



DPSA	n/a	PALAMA	11-Apr-14	Mar	248,782	-
			09-May-14	Apr	-	-
			09-Jun-14	May	-	-
			07-Jul-14	June	-	-
			06-Aug-14	July	-	-
			05-Sep-14	Aug	-	-
			00-Jan-00	Sept	-	-
			00-Jan-00	Oct	-	-
			00-Jan-00	Nov	-	-
			00-Jan-00	Dec	-	-
	n/a	Public Service Commission	07-Feb-14	Jan	1,437,838	-
			12-Mar-14	Feb	-	-
			07-Apr-14	Mar	-	-
			06-May-14	Apr	-	-
			02-Jun-14	May	-	-
			02-Jul-14	June	-	-
			05-Aug-14	July	-	-
			08-Sep-14	Aug	-	-
			00-Jan-00	Sept	-	-
			00-Jan-00	Oct	-	-
00-Jan-00	Nov	-	-			
00-Jan-00	Dec	-	-			

<b>NUMBER OF INVOICES</b>		
<b>MONTH</b>	<b>Invoices paid after 30 days</b>	<b>Invoices older than 30 days not paid</b>
Jan	22	6
Feb	11	4
Mar	17	1
Apr	-	22
May	11	23
June	12	5
July	8	13
Aug	15	7
Sept	-	-
Oct	-	-
Nov	-	-
Dec	-	-
<b>MONTH</b>	<b>Invoices paid after 30 days</b>	<b>Invoices older than 30 days not paid</b>
Jan	174	91
Feb	109	64
Mar	39	66
Apr	14	73
May	73	44
June	73	34
July	54	64
Aug	13	39
Sept	-	-
Oct	-	-
Nov	-	-
Dec	-	-
<b>MONTH</b>	<b>Invoices paid after 30 days</b>	<b>Invoices older than 30 days not paid</b>
Jan	607	464
Feb	731	733
Mar	1,073	750
Apr	157	3,083

May	1,554	1,132
June	934	914
July	3,107	929
Aug	452	1,271
Sept	-	-
Oct	-	-
Nov	-	-
Dec	-	-
<b>MONTH</b>	<b>Invoices paid after 30 days</b>	<b>Invoices older than 30 days not paid</b>
Jan	111	4
Feb	8	7
Mar	111	9
Apr	9	1
May	3	1
June	17	5
July	6	29
Aug	45	35
Sept	-	-
Oct	-	-
Nov	-	-
Dec	-	-
<b>MONTH</b>	<b>Invoices paid after 30 days</b>	<b>Invoices older than 30 days not paid</b>
Jan	-	-
Feb	-	-
Mar	-	-
Apr	-	-
May	-	-
June	-	-
July	-	-
Aug	-	-
Sept	-	-
Oct	-	-
Nov	-	-

Dec	-	-
<b>MONTH</b>	<b>Invoices paid after 30 days</b>	<b>Invoices older than 30 days not paid</b>
Jan	1,595	2,535
Feb	550	2,947
Mar	1,027	973
Apr	534	465
May	2,450	1,719
June	2,876	1,465
July	743	1,193
Aug	999	2,252
Sept	-	-
Oct	-	-
Nov	-	-
Dec	-	-
<b>MONTH</b>	<b>Invoices paid after 30 days</b>	<b>Invoices older than 30 days not paid</b>
Jan	-	-
Feb	-	-
Mar	11	-
Apr	3	-
May	21	-
June	15	-
July	1	-
Aug	7	-
Sept	-	-
Oct	-	-
Nov	-	-
Dec	-	-
<b>MONTH</b>	<b>Invoices paid after 30 days</b>	<b>Invoices older than 30 days not paid</b>
Jan	31	-
Feb	-	-
Mar	-	-
Apr	-	-

May	1	-
June	2	-
July	-	-
Aug	-	-
Sept	-	-
Oct	-	-
Nov	-	-
Dec	-	-
<b>MONTH</b>	<b>Invoices paid after 30 days</b>	<b>Invoices older than 30 days not paid</b>
Jan	15	4
Feb	87	9
Mar	22	7
Apr	-	-
May	8	-
June	7	6
July	4	4
Aug	5	-
Sept	-	-
Oct	-	-
Nov	-	-
Dec	-	-
<b>MONTH</b>	<b>Invoices paid after 30 days</b>	<b>Invoices older than 30 days not paid</b>
Jan	4	-
Feb	-	-
Mar	-	-
Apr	-	-
May	1	-
June	-	-
July	-	-
Aug	-	-
Sept	-	-
Oct	-	-
Nov	-	-

Dec	-	-
<b>MONTH</b>	<b>Invoices paid after 30 days</b>	<b>Invoices older than 30 days not paid</b>
Jan	14	-
Feb	3	-
Mar	13	-
Apr	9	-
May	14	-
June	2	-
July	2	3
Aug	6	-
Sept	-	-
Oct	-	-
Nov	-	-
Dec	-	-
<b>MONTH</b>	<b>Invoices paid after 30 days</b>	<b>Invoices older than 30 days not paid</b>
Jan	2	-
Feb	-	-
Mar	5	-
Apr	4	-
May	27	-
June	-	-
July	-	-
Aug	-	-
Sept	-	-
Oct	-	-
Nov	-	-
Dec	-	-
<b>MONTH</b>	<b>Invoices paid after 30 days</b>	<b>Invoices older than 30 days not paid</b>
Jan	2	-
Feb	1	-
Mar	-	-
Apr	61	-

May	2	-
June	-	-
July	2	-
Aug	-	-
Sept	-	-
Oct	-	-
Nov	-	-
Dec	-	-
<b>MONTH</b>	<b>Invoices paid after 30 days</b>	<b>Invoices older than 30 days not paid</b>
Jan	-	-
Feb	2	-
Mar	10	-
Apr	2	-
May	1	-
June	2	-
July	3	-
Aug	5	-
Sept	-	-
Oct	-	-
Nov	-	-
Dec	-	-
<b>MONTH</b>	<b>Invoices paid after 30 days</b>	<b>Invoices older than 30 days not paid</b>
Jan	5	16
Feb	25	31
Mar	41	19
Apr	1	19
May	27	13
June	19	18
July	18	-
Aug	5	-
Sept	-	-
Oct	-	-
Nov	-	-

1	1	-	-	-	-	-
---	---	---	---	---	---	---

Dec	-	-
<b>MONTH</b>	<b>Invoices paid after 30 days</b>	<b>Invoices older than 30 days not paid</b>
Jan	61	3
Feb	84	3
Mar	70	7
Apr	41	-
May	124	9
June	132	6
July	165	10
Aug	43	2
Sept	-	-
Oct	-	-
Nov	-	-
Dec	-	-
<b>MONTH</b>	<b>Invoices paid after 30 days</b>	<b>Invoices older than 30 days not paid</b>
Jan	60	9
Feb	29	1
Mar	13	2
Apr	2	2
May	40	1
June	10	1
July	4	1
Aug	11	1
Sept	-	-
Oct	-	-
Nov	-	-
Dec	-	-
<b>MONTH</b>	<b>Invoices paid after 30 days</b>	<b>Invoices older than 30 days not paid</b>
Jan	15	-
Feb	2	17
Mar	21	135
Apr	266	-



May	18	16
June	43	24
July	62	-
Aug	9	-
Sept	-	-
Oct	-	-
Nov	-	-
Dec	-	-
<b>MONTH</b>	<b>Invoices paid after 30 days</b>	<b>Invoices older than 30 days not paid</b>
Jan	504	173
Feb	519	118
Mar	569	5
Apr	51	5
May	288	56
June	295	23
July	327	153
Aug	278	16
Sept	-	-
Oct	-	-
Nov	-	-
Dec	-	-
<b>MONTH</b>	<b>Invoices paid after 30 days</b>	<b>Invoices older than 30 days not paid</b>
Jan	244	-
Feb	145	-
Mar	260	-
Apr	145	-
May	315	-
June	215	-
July	171	-
Aug	101	-
Sept	-	-
Oct	-	-
Nov	-	-

Dec	-	-
<b>MONTH</b>	<b>Invoices paid after 30 days</b>	<b>Invoices older than 30 days not paid</b>
Jan	3,391	75
Feb	7,688	14
Mar	4,405	31
Apr	4,117	11
May	5,121	9
June	7,831	30
July	6,497	37
Aug	6,399	26
Sept	-	-
Oct	-	-
Nov	-	-
Dec	-	-
<b>MONTH</b>	<b>Invoices paid after 30 days</b>	<b>Invoices older than 30 days not paid</b>
Jan	381	110
Feb	74	93
Mar	192	29
Apr	15	203
May	368	275
June	303	141
July	368	144
Aug	266	157
Sept	-	-
Oct	-	-
Nov	-	-
Dec	-	-
<b>MONTH</b>	<b>Invoices paid after 30 days</b>	<b>Invoices older than 30 days not paid</b>
Jan	1,371	3,282
Feb	900	2,546
Mar	968	1,719
Apr	399	2,392

May	917	4,382
June	848	812
July	702	357
Aug	1,305	204
Sept	-	-
Oct	-	-
Nov	-	-
Dec	-	-
<b>MONTH</b>	<b>Invoices paid after 30 days</b>	<b>Invoices older than 30 days not paid</b>
Jan	3,725	42
Feb	2,953	47
Mar	3,454	175
Apr	2,261	48
May	2,966	185
June	2,736	61
July	6,840	155
Aug	3,167	74
Sept	-	-
Oct	-	-
Nov	-	-
Dec	-	-
<b>MONTH</b>	<b>Invoices paid after 30 days</b>	<b>Invoices older than 30 days not paid</b>
Jan	206	75
Feb	66	267
Mar	57	27
Apr	22	173
May	60	120
June	139	100
July	21	7
Aug	18	3
Sept	-	-
Oct	-	-
Nov	-	-

Dec	-	-
<b>MONTH</b>	<b>Invoices paid after 30 days</b>	<b>Invoices older than 30 days not paid</b>
Jan	31	7
Feb	6	10
Mar	8	53
Apr	79	6
May	9	4
June	2	3
July	3	4
Aug	4	3
Sept	-	-
Oct	-	-
Nov	-	-
Dec	-	-
<b>MONTH</b>	<b>Invoices paid after 30 days</b>	<b>Invoices older than 30 days not paid</b>
Jan	-	-
Feb	2	-
Mar	10	-
Apr	-	-
May	25	-
June	4	-
July	10	-
Aug	2	-
Sept	-	-
Oct	-	-
Nov	-	-
Dec	-	-
<b>MONTH</b>	<b>Invoices paid after 30 days</b>	<b>Invoices older than 30 days not paid</b>
Jan	-	-
Feb	-	-
Mar	-	-
Apr	-	-

May	-	-
June	-	-
July	-	-
Aug	-	-
Sept	-	-
Oct	-	-
Nov	-	-
Dec	-	-
<b>MONTH</b>	<b>Invoices paid after 30 days</b>	<b>Invoices older than 30 days not paid</b>
Jan	27	-
Feb	2	-
Mar	-	-
Apr	3	-
May	10	-
June	1	-
July	5	-
Aug	20	-
Sept	-	-
Oct	-	-
Nov	-	-
Dec	-	-
<b>MONTH</b>	<b>Invoices paid after 30 days</b>	<b>Invoices older than 30 days not paid</b>
Jan	137	1
Feb	26	1
Mar	34	-
Apr	12	3
May	60	-
June	21	-
July	98	1
Aug	471	10
Sept	-	-
Oct	-	-
Nov	-	-

Dec	-	-
<b>MONTH</b>	<b>Invoices paid after 30 days</b>	<b>Invoices older than 30 days not paid</b>
Jan	6	-
Feb	3	-
Mar	3	1
Apr	7	1
May	5	-
June	6	-
July	1	-
Aug	-	-
Sept	-	-
Oct	-	-
Nov	-	-
Dec	-	-
<b>MONTH</b>	<b>Invoices paid after 30 days</b>	<b>Invoices older than 30 days not paid</b>
Jan	131	70
Feb	66	41
Mar	67	16
Apr	-	-
May	137	98
June	-	-
July	117	45
Aug	-	-
Sept	-	-
Oct	-	-
Nov	-	-
Dec	-	-
<b>MONTH</b>	<b>Invoices paid after 30 days</b>	<b>Invoices older than 30 days not paid</b>
Jan	27	1
Feb	9	-
Mar	12	-
Apr	17	-

May	31	4
June	14	-
July	13	-
Aug	17	-
Sept	-	-
Oct	-	-
Nov	-	-
Dec	-	-
<b>MONTH</b>	<b>Invoices paid after 30 days</b>	<b>Invoices older than 30 days not paid</b>
Jan	6	16
Feb	9	-
Mar	-	-
Apr	-	4
May	11	3
June	1	-
July	-	1
Aug	1	1
Sept	-	-
Oct	-	-
Nov	-	-
Dec	-	-
<b>MONTH</b>	<b>Invoices paid after 30 days</b>	<b>Invoices older than 30 days not paid</b>
Jan	-	-
Feb	-	-
Mar	-	-
Apr	-	-
May	-	-
June	-	-
July	-	-
Aug	-	-
Sept	-	-
Oct	-	-
Nov	-	-

Dec	-	-
<b>MONTH</b>	<b>Invoices paid after 30 days</b>	<b>Invoices older than 30 days not paid</b>
Jan	661	-
Feb	-	-
Mar	8	-
Apr	4	-
May	838	-
June	370	-
July	-	-
Aug	2	-
Sept	-	-
Oct	-	-
Nov	-	-
Dec	-	-
<b>MONTH</b>	<b>Invoices paid after 30 days</b>	<b>Invoices older than 30 days not paid</b>
Jan	1,111	184
Feb	757	187
Mar	285	97
Apr	130	567
May	643	113
June	1,035	461
July	1,481	560
Aug	1,097	1,563
Sept	-	-
Oct	-	-
Nov	-	-
Dec	-	-

<b>MONTH</b>	<b>Invoices paid after 30 days</b>	<b>Invoices older than 30 days not paid</b>
Jan	47	-
Feb	19	-



Mar	8	-
Apr	-	-
May	-	-
June	-	-
July	-	-
Aug	-	-
Sept	-	-
Oct	-	-
Nov	-	-
Dec	-	-
Jan	1	-
Feb	-	-
Mar	-	-
Apr	-	-
May	-	-
June	-	-
July	-	-
Aug	-	-
Sept	-	-
Oct	-	-
Nov	-	-
Dec	-	-





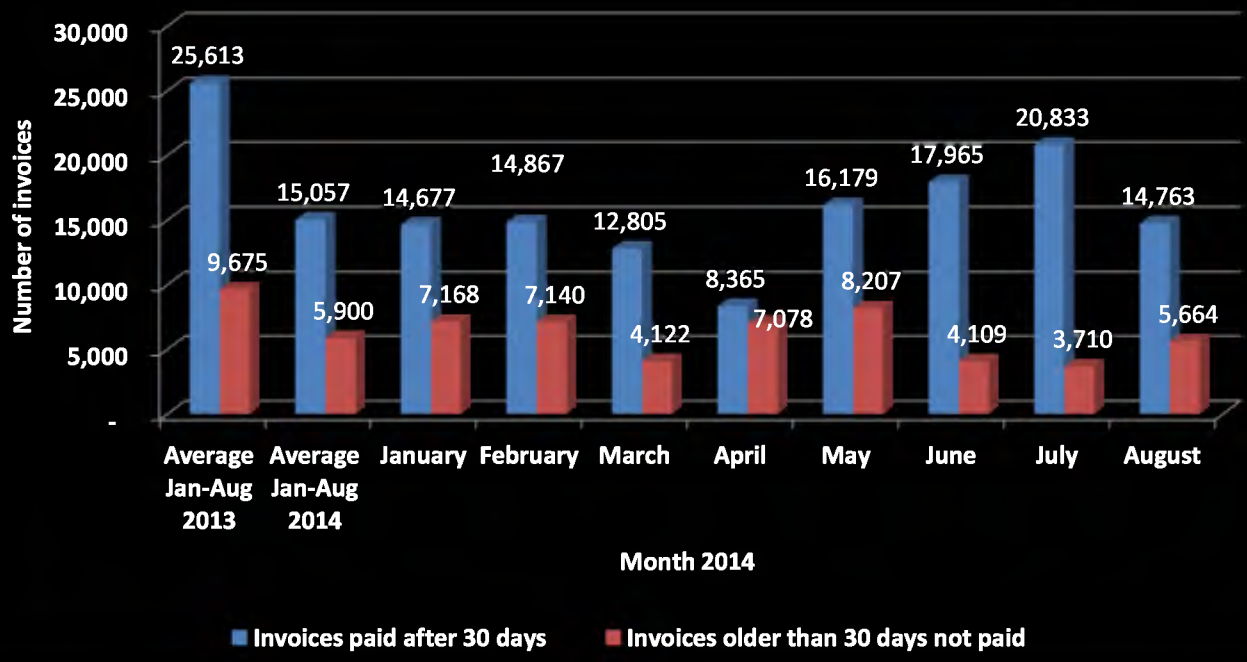




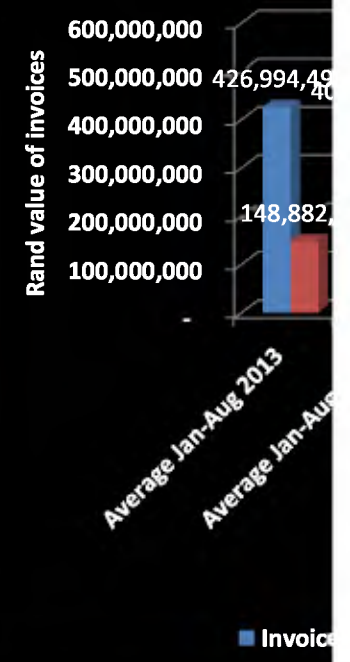


-	-
---	---

**GRAPH 2 - National Departments - Number of invoices not paid within 30 days**

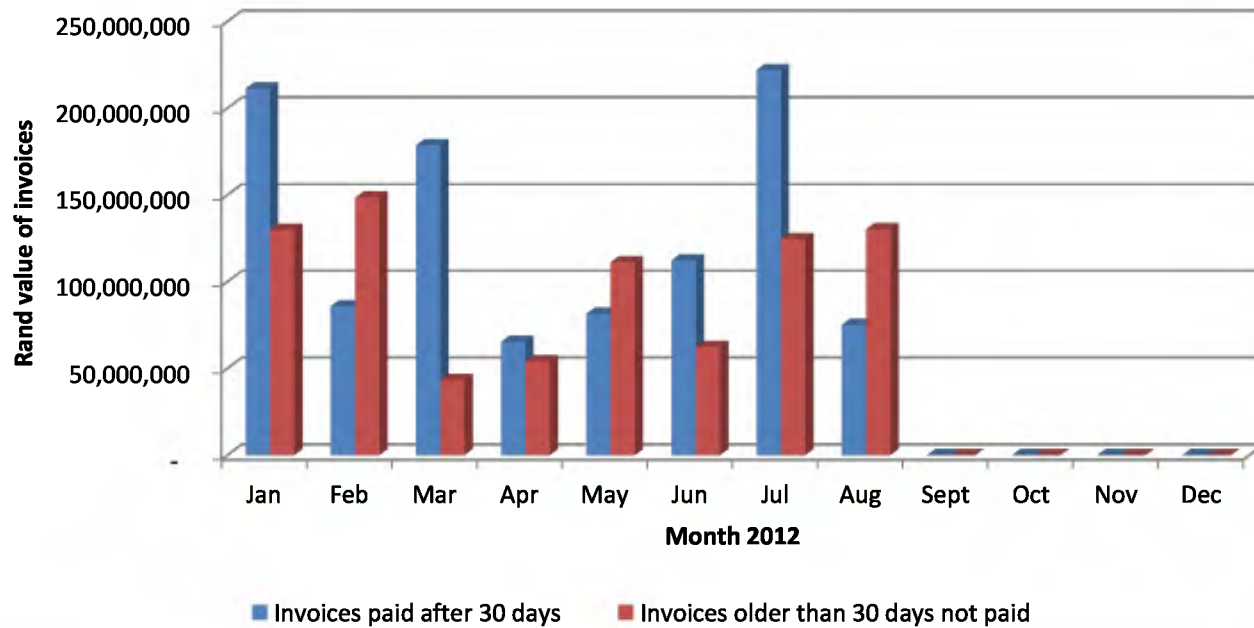


**GRAPH 3 - Na**

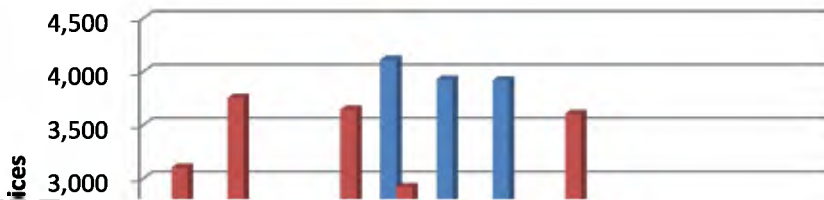


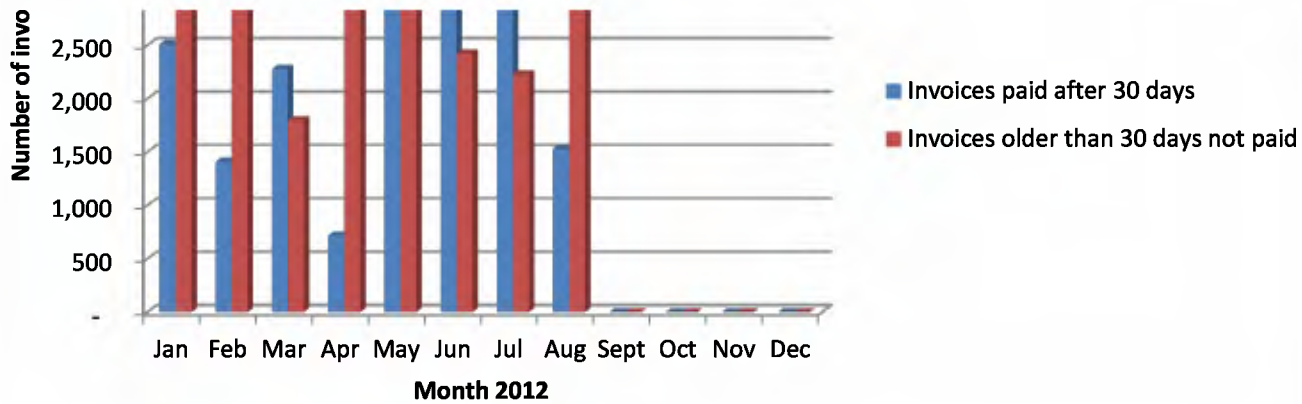


**Cluster 1 - Value of invoices not paid within 30 days**

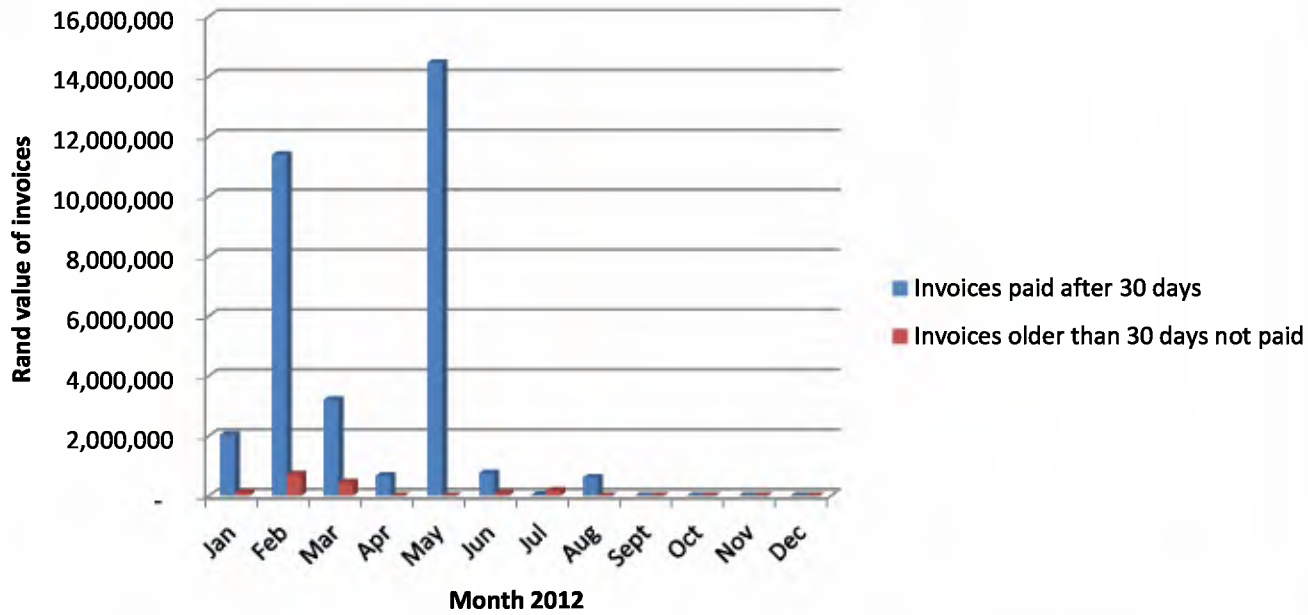


**Cluster 1 - Number of invoices not paid within 30 days**

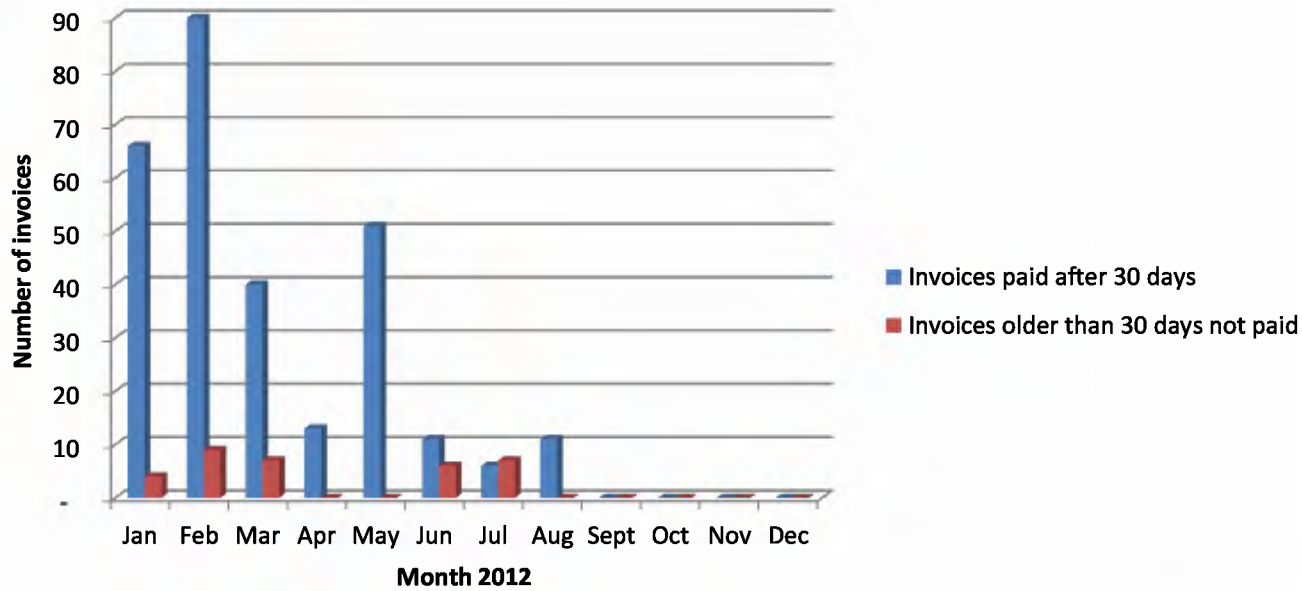




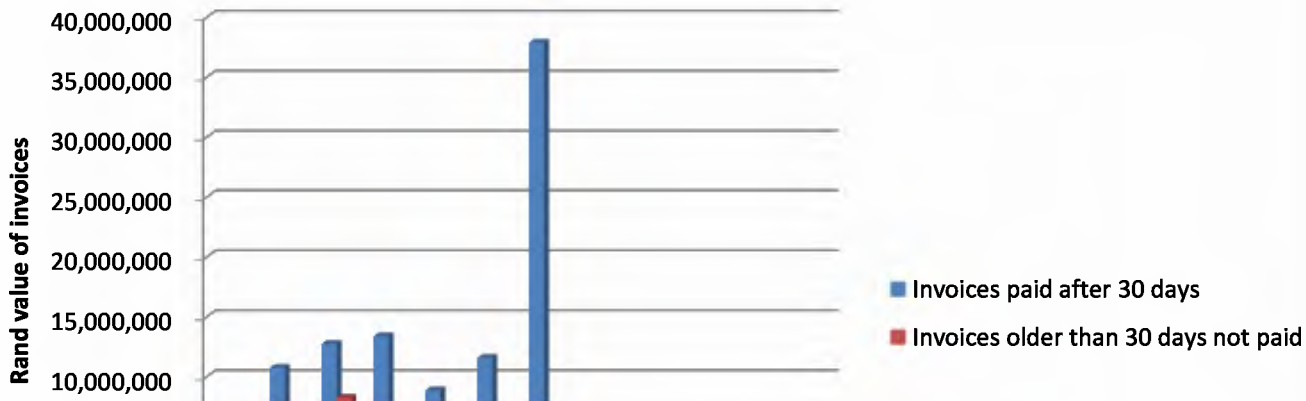
### Cluster 2 - Value of invoices not paid within 30 days

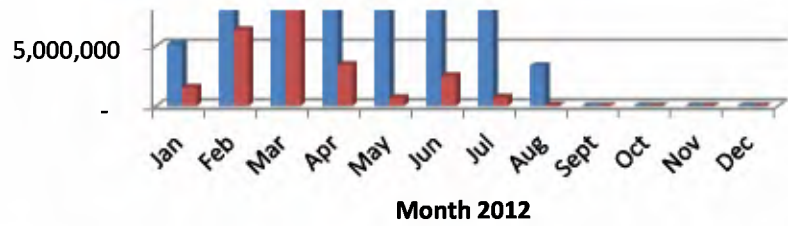


### Cluster 2 - Number of invoices not paid within 30 days

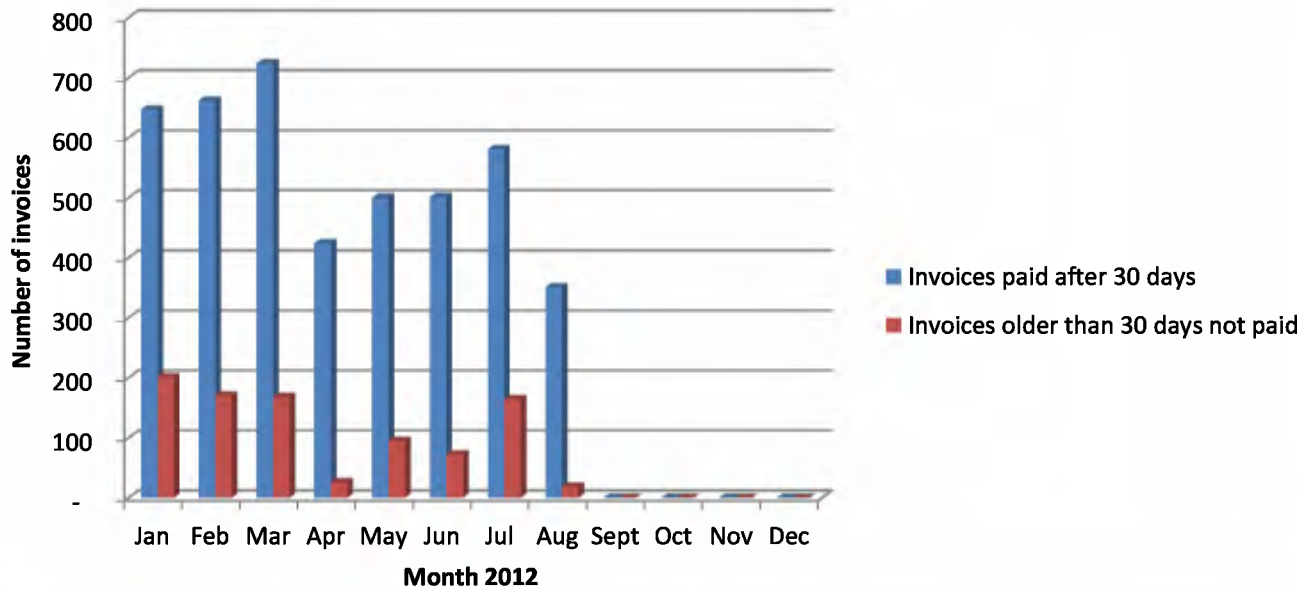


### Cluster 3 - Value of invoices not paid within 30 days



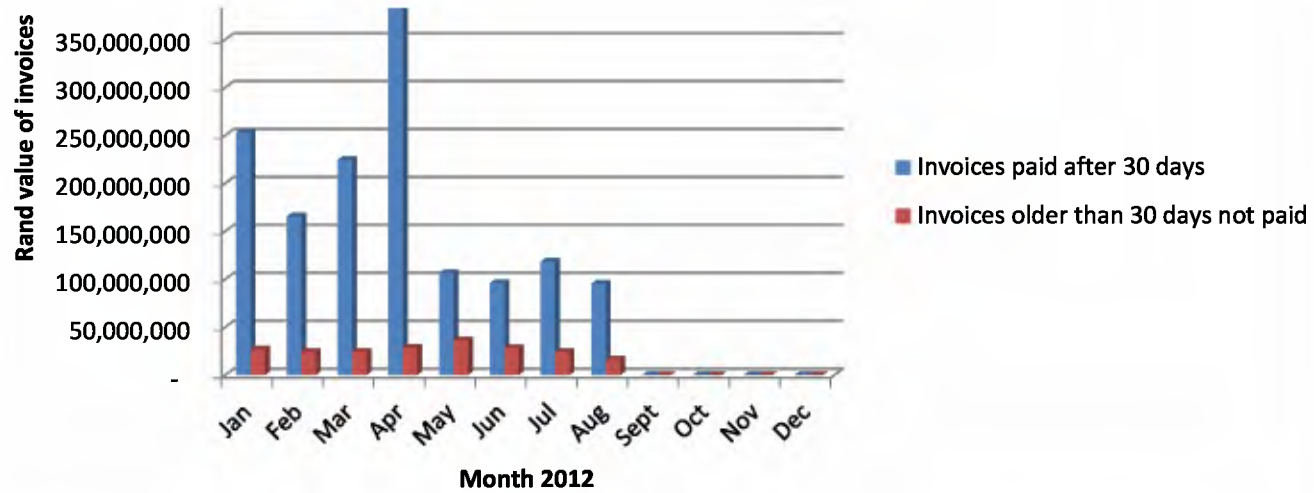


### Cluster 3 - Number of invoices not paid within 30 days

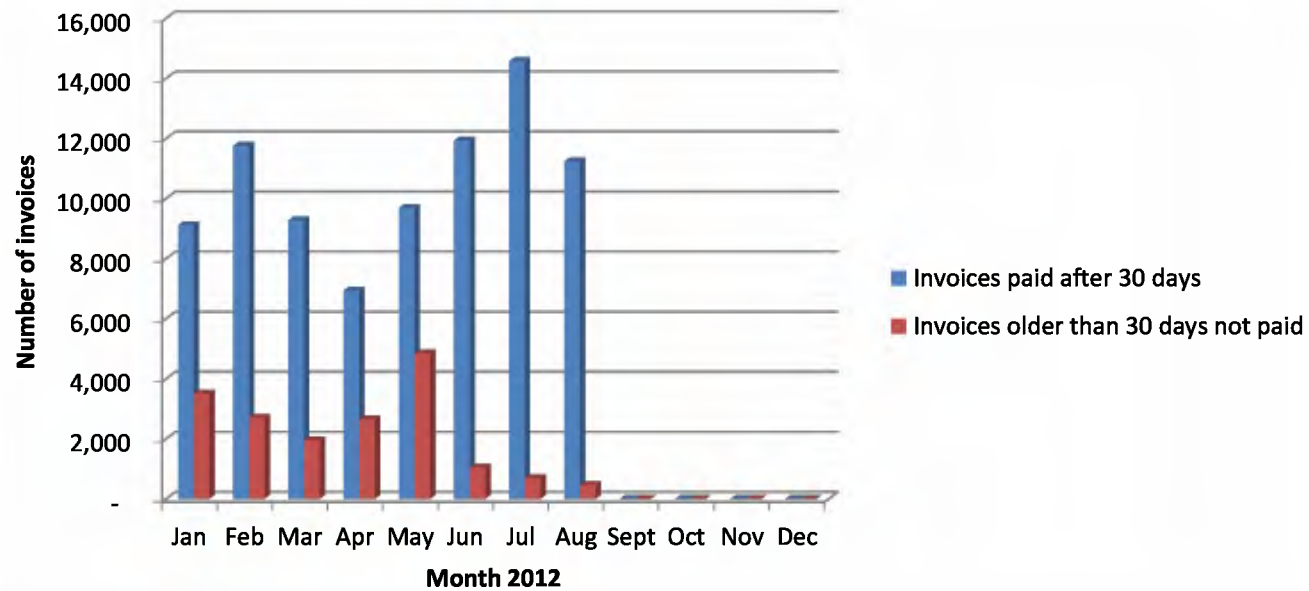


### Cluster 4 - Value of invoices not paid within 30 days

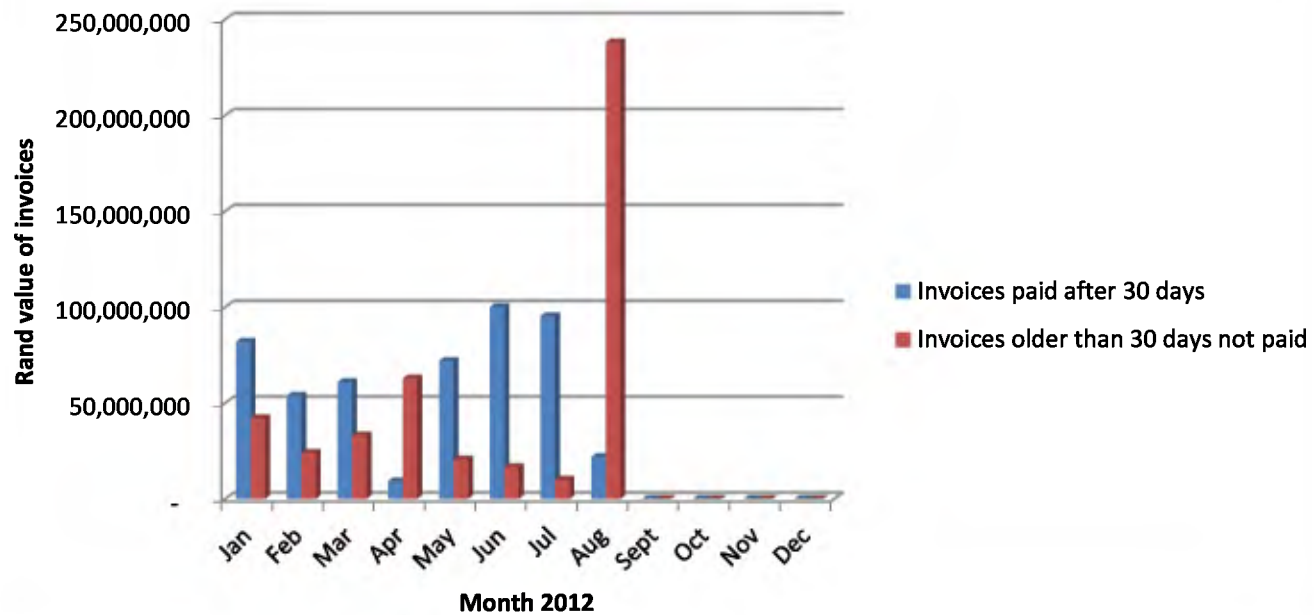




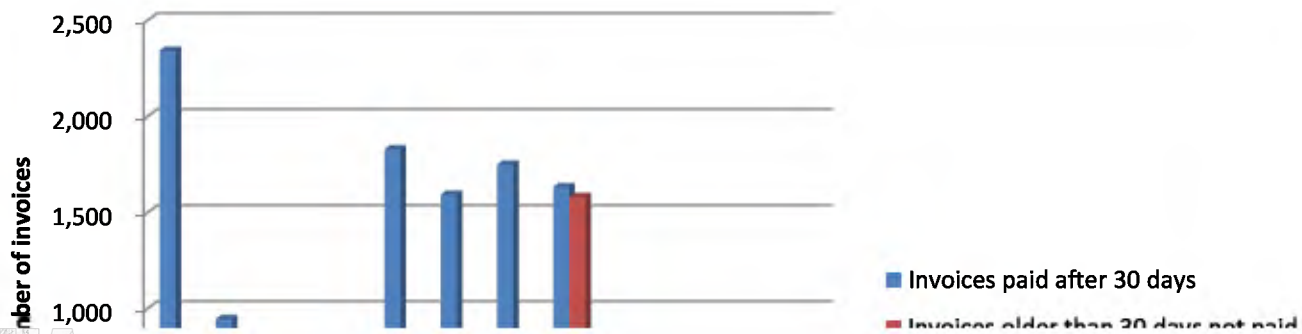
### Cluster 4 - Number of invoices not paid within 30 days

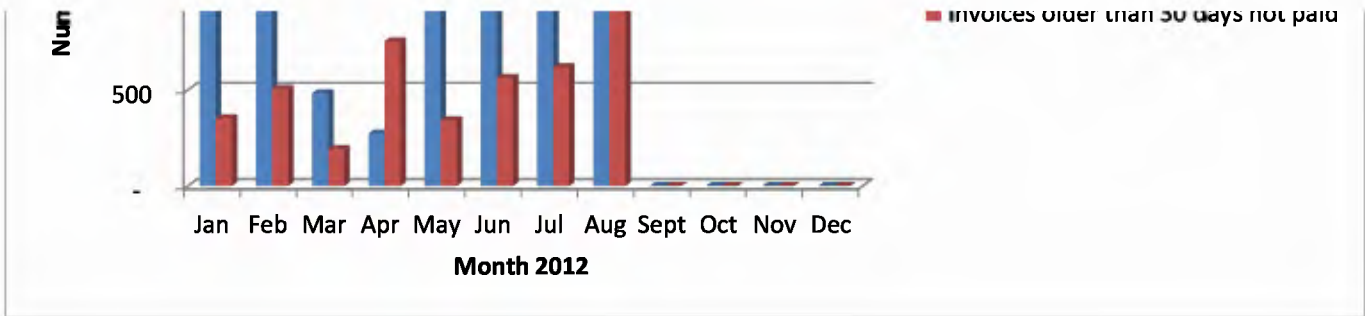


### Cluster 5 - Value of invoices not paid within 30 days

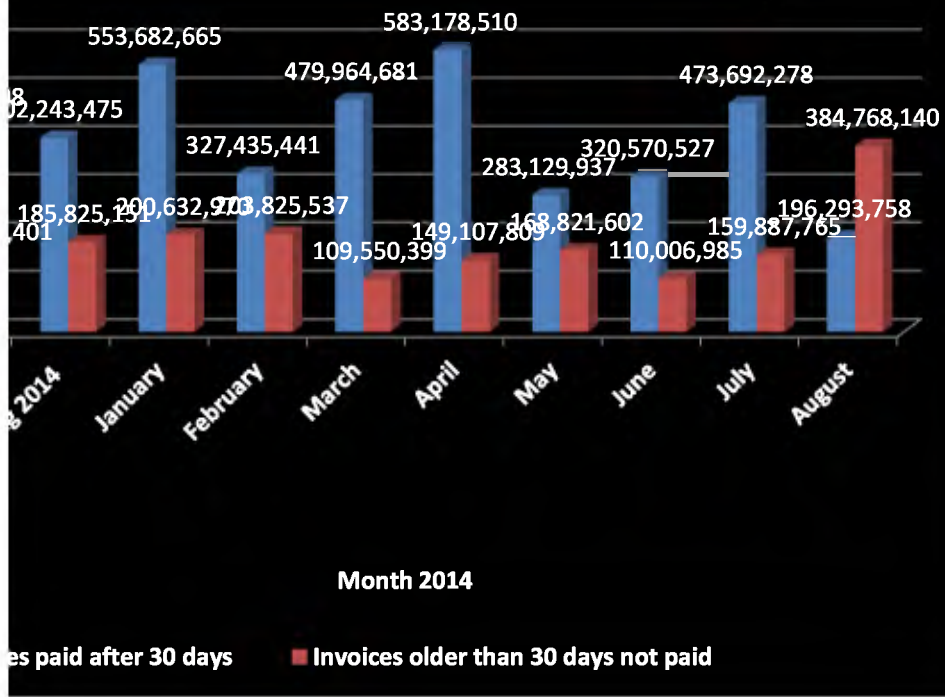


### Cluster 5 - Number of invoices not paid within 30 days



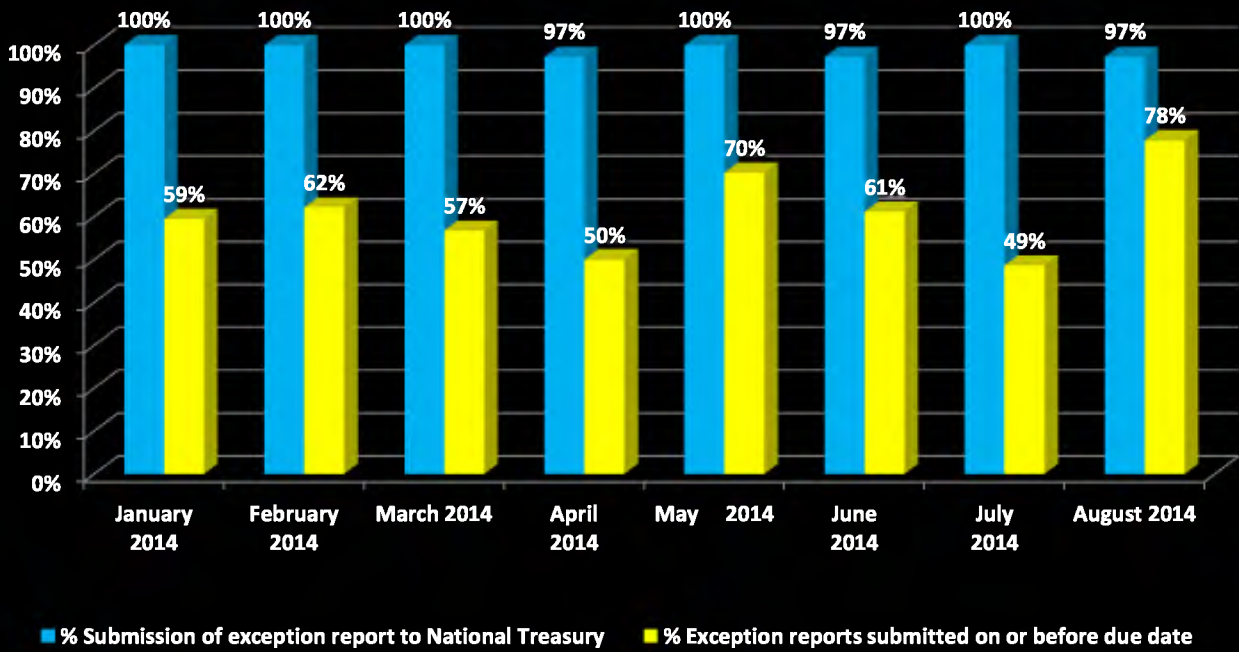


Additional Departments - Rand Value of invoices not paid within 30 days





**GRAPH 1 - National Departments - Submission of exception reports in line with Instruction Note 34 for period January to August 2014**



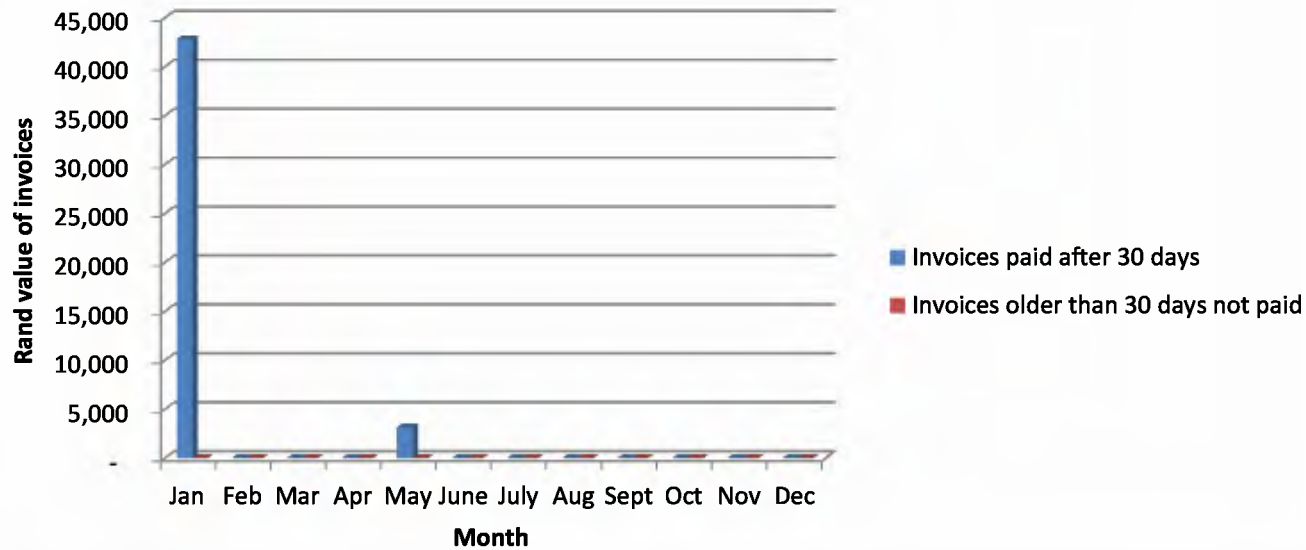
**Instruction Note 34 - Submission dates of reports to National Treasury for period JANUARY 2014 - DECEMBER 2014**

<b>Reporting Month</b>	<b>Submission Due Date</b>	<b>Total Reports received</b>	<b>%</b>	<b>Submission on or before due date</b>	<b>%</b>
January 2014	07-Feb-14	37	100%	22	59%
February 2014	07-Mar-14	37	100%	23	62%
March 2014	07-Apr-14	37	100%	21	57%
April 2014	07-May-14	36	97%	18	50%
May 2014	09-Jun-14	37	100%	26	70%
June 2014	07-Jul-14	36	97%	22	61%
July 2014	07-Aug-14	37	100%	18	49%
August 2014	08-Sep-14	36	97%	28	78%
September 2014		0	0%	0	#DIV/0!
October 2014		0	0%	0	#DIV/0!
November 2014		0	0%	0	#DIV/0!
December 2014		0	0%	0	#DIV/0!

1	Introduction
2	Background
3	Methodology
4	Results
5	Discussion
6	Conclusion
7	References
8	Appendix A
9	Appendix B
10	Appendix C
11	Appendix D
12	Appendix E
13	Appendix F
14	Appendix G
15	Appendix H
16	Appendix I
17	Appendix J
18	Appendix K
19	Appendix L
20	Appendix M
21	Appendix N
22	Appendix O
23	Appendix P
24	Appendix Q
25	Appendix R
26	Appendix S
27	Appendix T
28	Appendix U
29	Appendix V
30	Appendix W
31	Appendix X
32	Appendix Y
33	Appendix Z

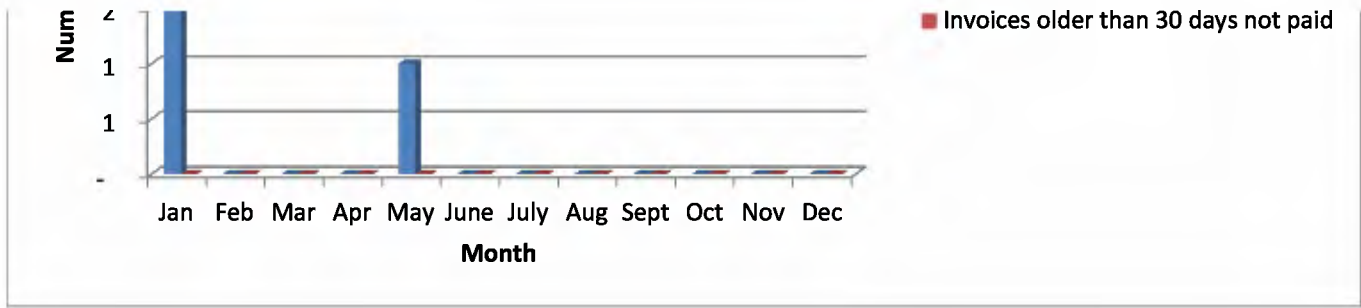
Account Name	2017	2018	2019	2020	2021	2022	2023	2024	2025	2026	2027	2028	2029	2030	2031	2032	2033	2034	2035	2036	2037	2038	2039	2040
01 - Social Security	1000000000	1000000000	1000000000	1000000000	1000000000	1000000000	1000000000	1000000000	1000000000	1000000000	1000000000	1000000000	1000000000	1000000000	1000000000	1000000000	1000000000	1000000000	1000000000	1000000000	1000000000	1000000000	1000000000	1000000000
02 - Health Insurance	1000000000	1000000000	1000000000	1000000000	1000000000	1000000000	1000000000	1000000000	1000000000	1000000000	1000000000	1000000000	1000000000	1000000000	1000000000	1000000000	1000000000	1000000000	1000000000	1000000000	1000000000	1000000000	1000000000	1000000000
03 - Unemployment Insurance	1000000000	1000000000	1000000000	1000000000	1000000000	1000000000	1000000000	1000000000	1000000000	1000000000	1000000000	1000000000	1000000000	1000000000	1000000000	1000000000	1000000000	1000000000	1000000000	1000000000	1000000000	1000000000	1000000000	1000000000
04 - Medicare	1000000000	1000000000	1000000000	1000000000	1000000000	1000000000	1000000000	1000000000	1000000000	1000000000	1000000000	1000000000	1000000000	1000000000	1000000000	1000000000	1000000000	1000000000	1000000000	1000000000	1000000000	1000000000	1000000000	1000000000
05 - Medicaid	1000000000	1000000000	1000000000	1000000000	1000000000	1000000000	1000000000	1000000000	1000000000	1000000000	1000000000	1000000000	1000000000	1000000000	1000000000	1000000000	1000000000	1000000000	1000000000	1000000000	1000000000	1000000000	1000000000	1000000000
06 - Social Security Administration	1000000000	1000000000	1000000000	1000000000	1000000000	1000000000	1000000000	1000000000	1000000000	1000000000	1000000000	1000000000	1000000000	1000000000	1000000000	1000000000	1000000000	1000000000	1000000000	1000000000	1000000000	1000000000	1000000000	1000000000
07 - Public Health Service	1000000000	1000000000	1000000000	1000000000	1000000000	1000000000	1000000000	1000000000	1000000000	1000000000	1000000000	1000000000	1000000000	1000000000	1000000000	1000000000	1000000000	1000000000	1000000000	1000000000	1000000000	1000000000	1000000000	1000000000
08 - Medicare Administration	1000000000	1000000000	1000000000	1000000000	1000000000	1000000000	1000000000	1000000000	1000000000	1000000000	1000000000	1000000000	1000000000	1000000000	1000000000	1000000000	1000000000	1000000000	1000000000	1000000000	1000000000	1000000000	1000000000	1000000000
09 - Medicare Prescription Drug	1000000000	1000000000	1000000000	1000000000	1000000000	1000000000	1000000000	1000000000	1000000000	1000000000	1000000000	1000000000	1000000000	1000000000	1000000000	1000000000	1000000000	1000000000	1000000000	1000000000	1000000000	1000000000	1000000000	1000000000
<b>TOTAL NATIONAL GOVERNMENT</b>	<b>10000000000</b>	<b>10000000000</b>	<b>10000000000</b>	<b>10000000000</b>	<b>10000000000</b>	<b>10000000000</b>	<b>10000000000</b>	<b>10000000000</b>	<b>10000000000</b>	<b>10000000000</b>	<b>10000000000</b>	<b>10000000000</b>	<b>10000000000</b>	<b>10000000000</b>	<b>10000000000</b>	<b>10000000000</b>	<b>10000000000</b>	<b>10000000000</b>	<b>10000000000</b>	<b>10000000000</b>	<b>10000000000</b>	<b>10000000000</b>	<b>10000000000</b>	<b>10000000000</b>

## Public Enterprises - Value of invoices not paid within 30 days

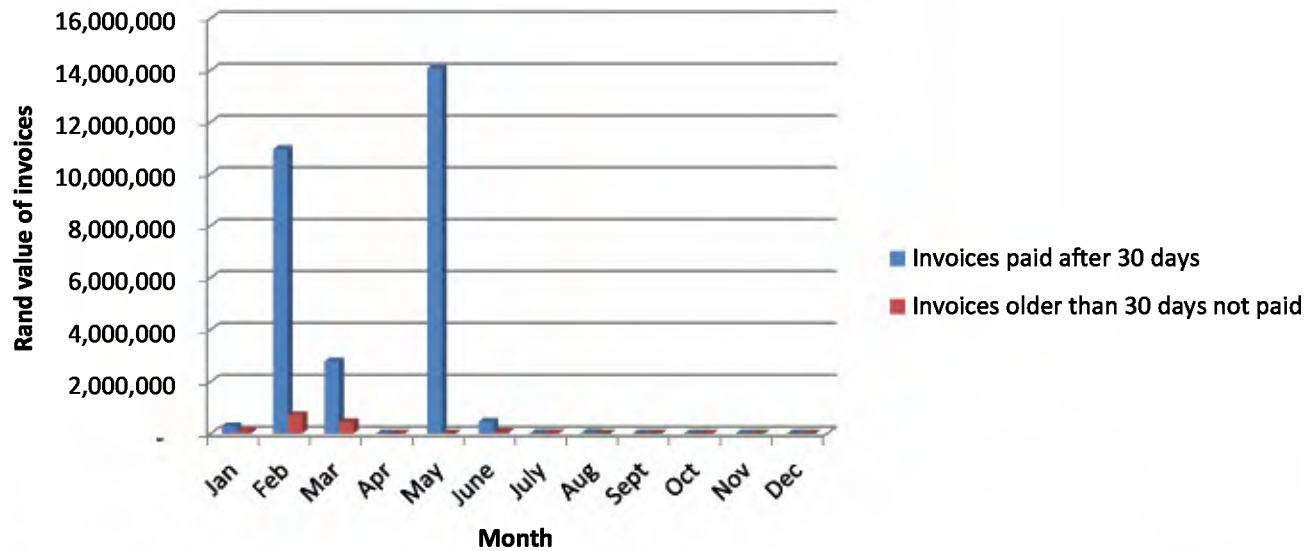


## Public Enterprises - Number of invoices not paid within 30 days






## National Treasury - Value of invoices not paid within 30 days



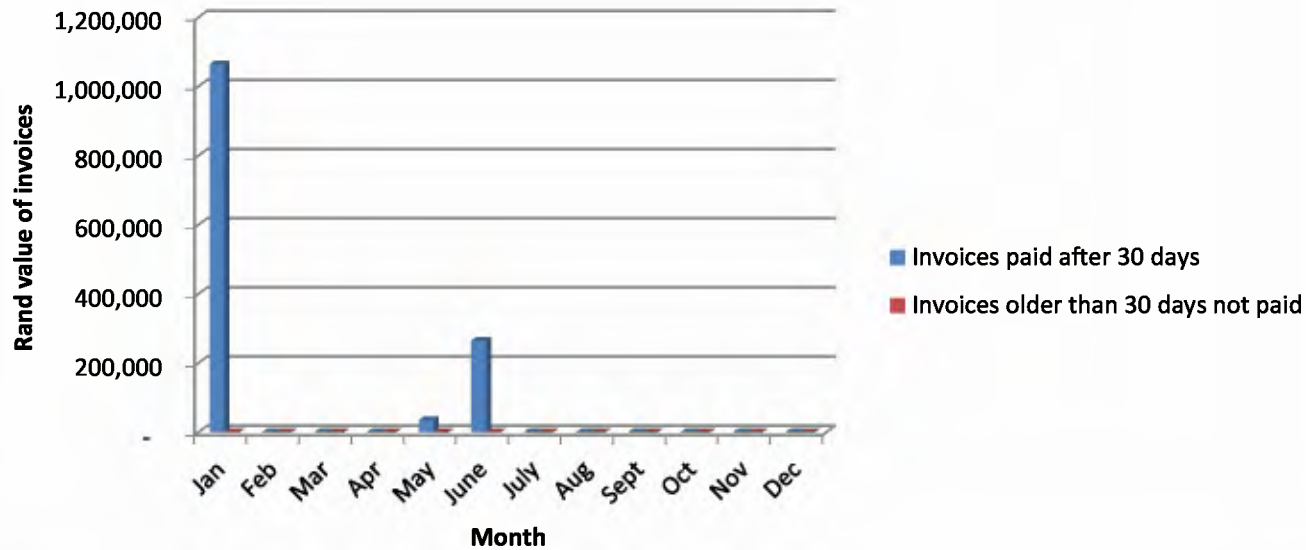
## National Treasury - Number of invoices not paid within 30 days








## Government Communication and Information System - Value of invoices not paid within 30 days

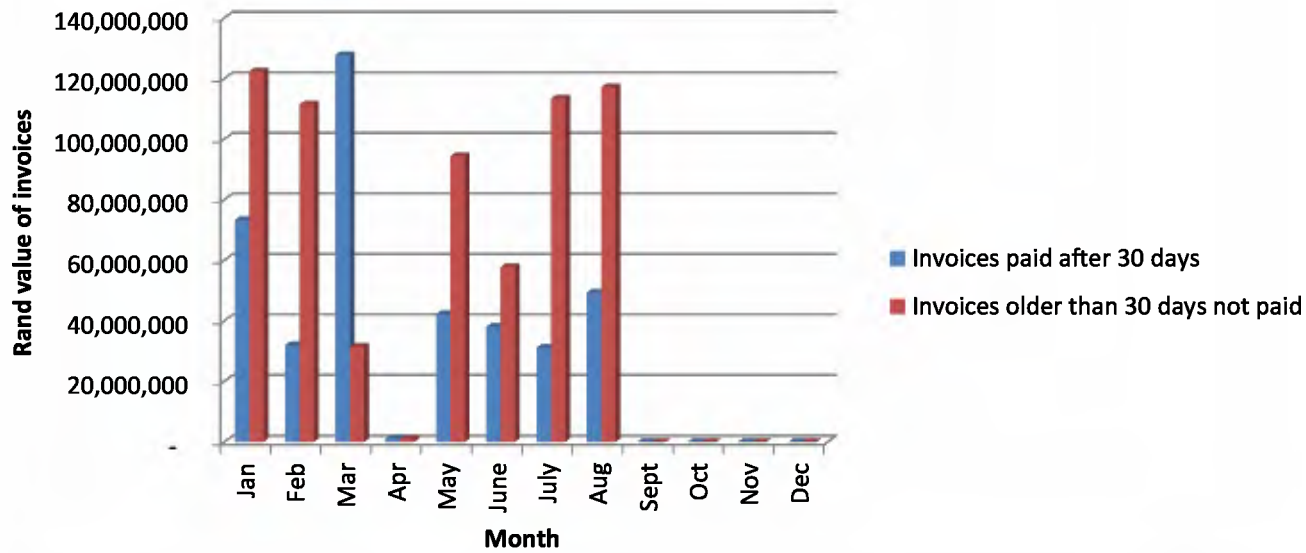


## Government Communication and Information System - Number of invoices not paid within 30 days

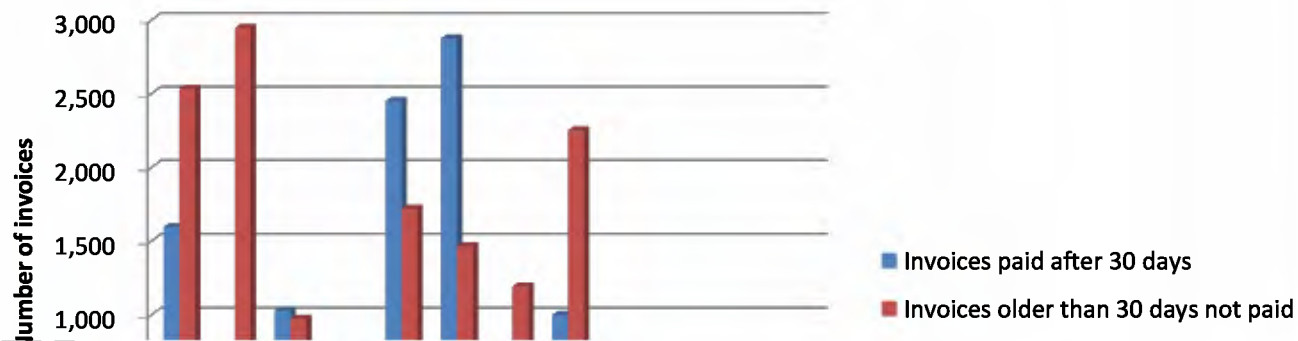


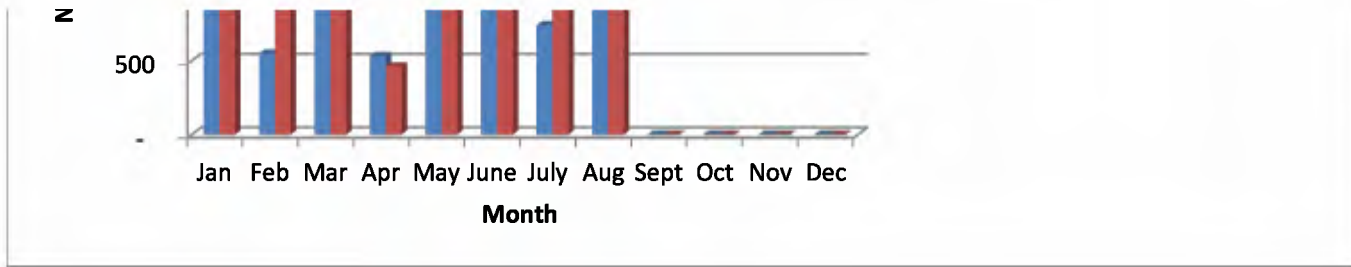


## Public Works - Value of invoices not paid within 30 days




## Public works - Number of invoices not paid within 30 days






## Performance Monitoring and Evaluation - Value of invoices not paid within 30 days

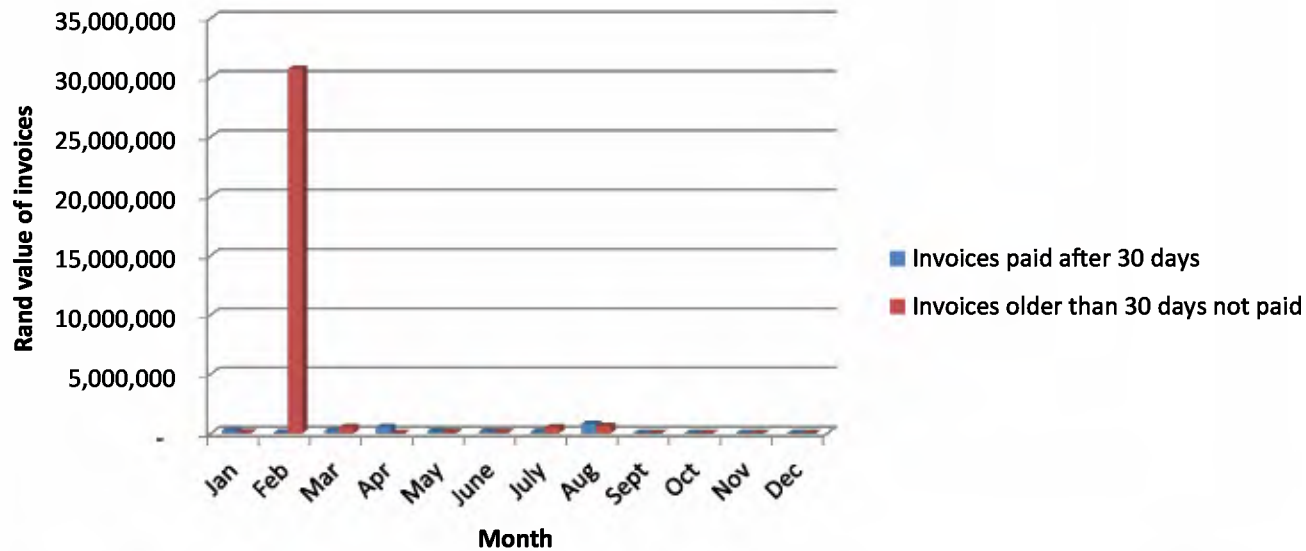


## Performance Monitoring and Evaluation - Number of invoices not paid within 30 days




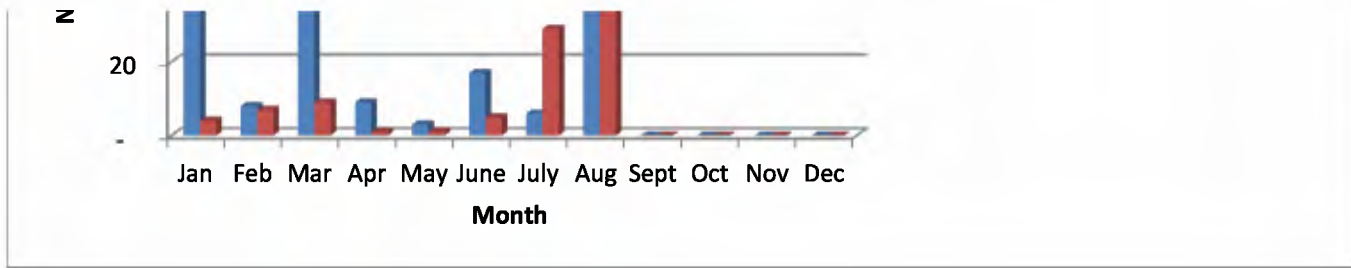


## International Relations and Cooperation - Value of invoices not paid within 30 days



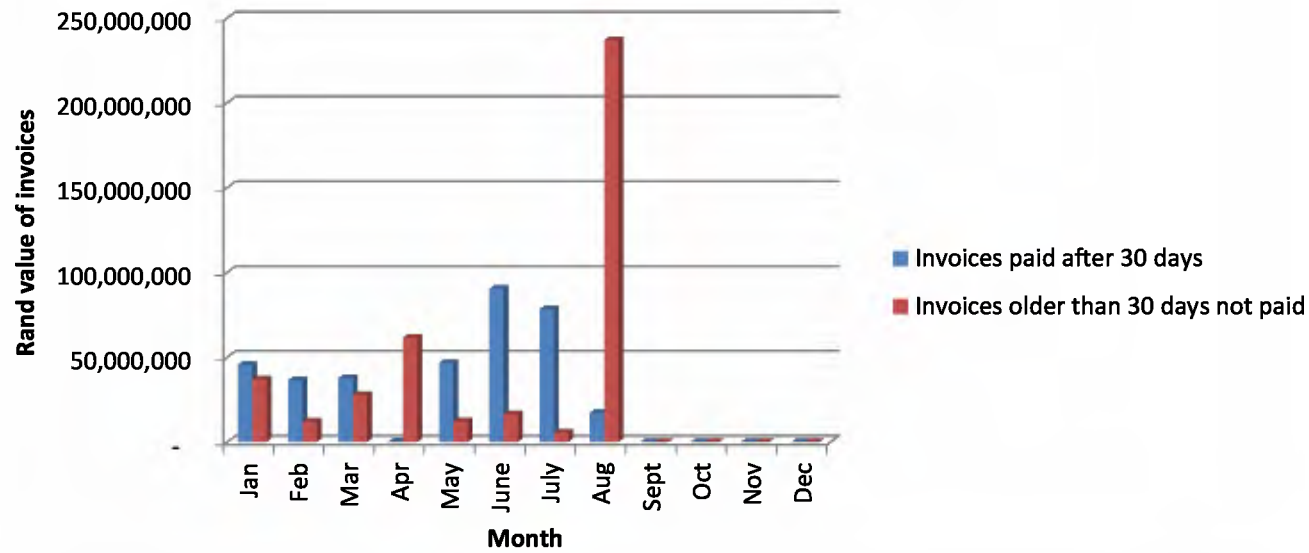
## International Relations and Cooperation - Number of invoices not paid within 30 days



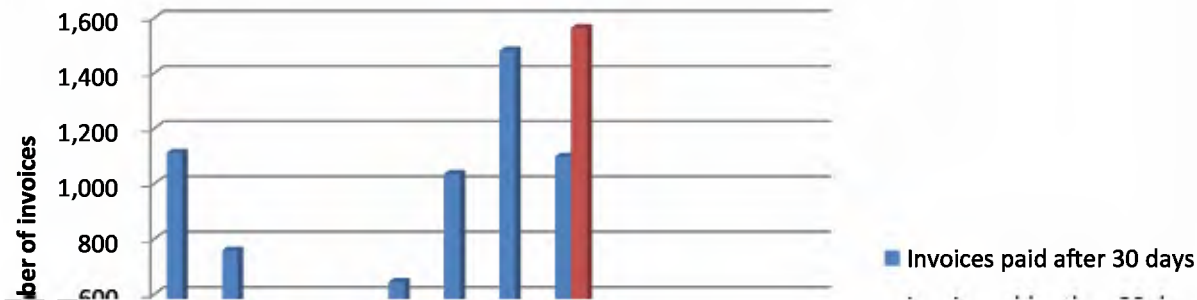


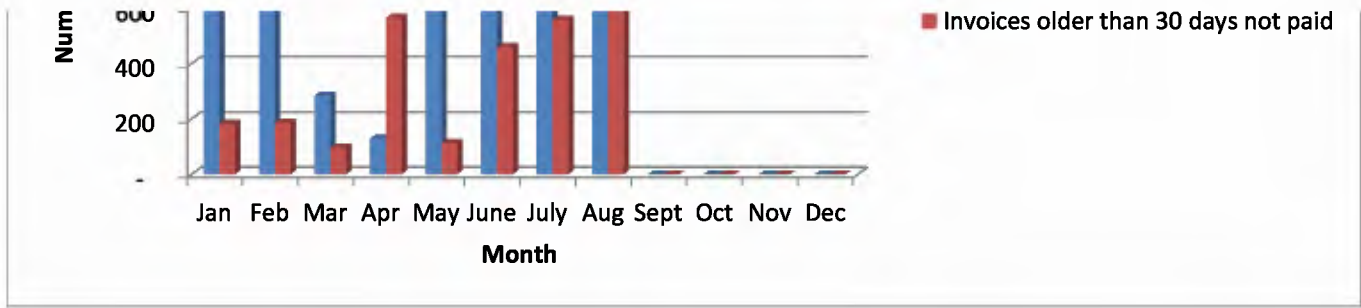


## Water Affairs - Value of invoices not paid within 30 days

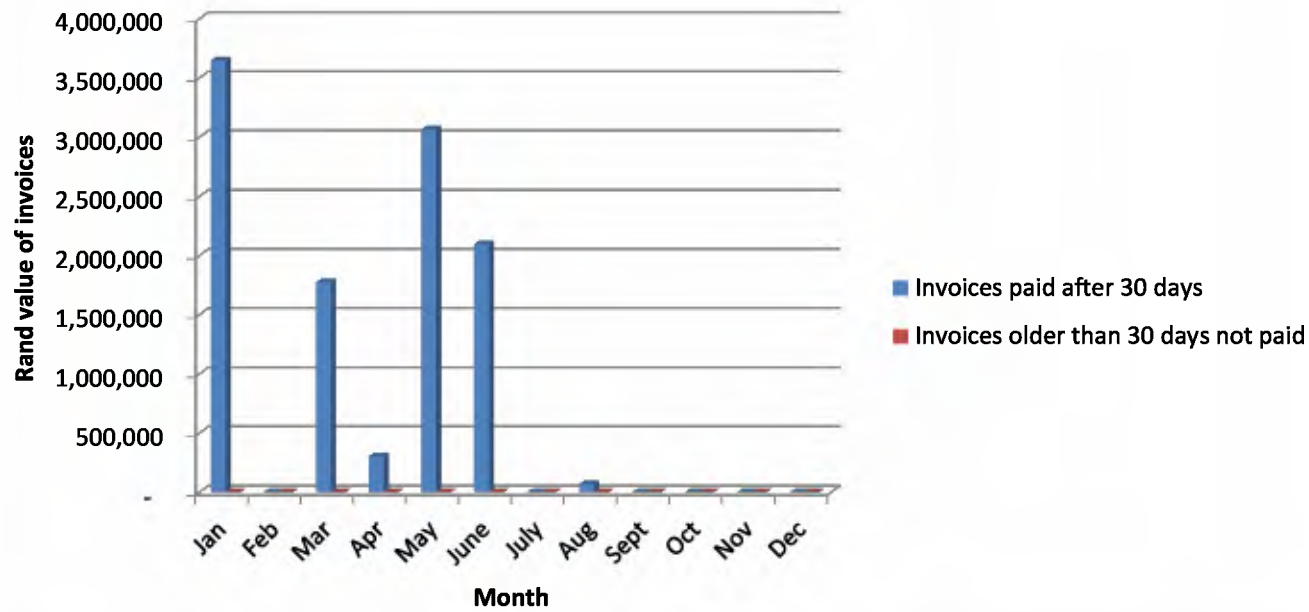


## Water Affairs - Number of invoices not paid within 30 days




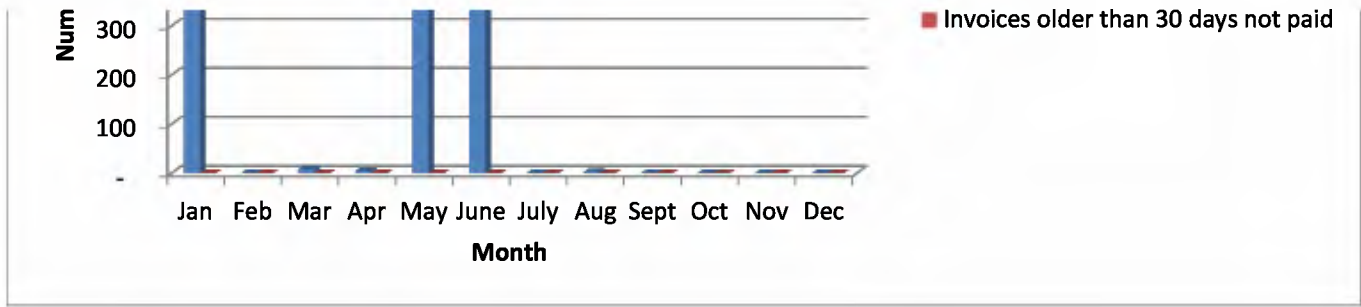


### Transport - Value of invoices not paid within 30 days




### Transport - Number of invoices not paid within 30 days






## Trade and Industry - Value of invoices not paid within 30 days

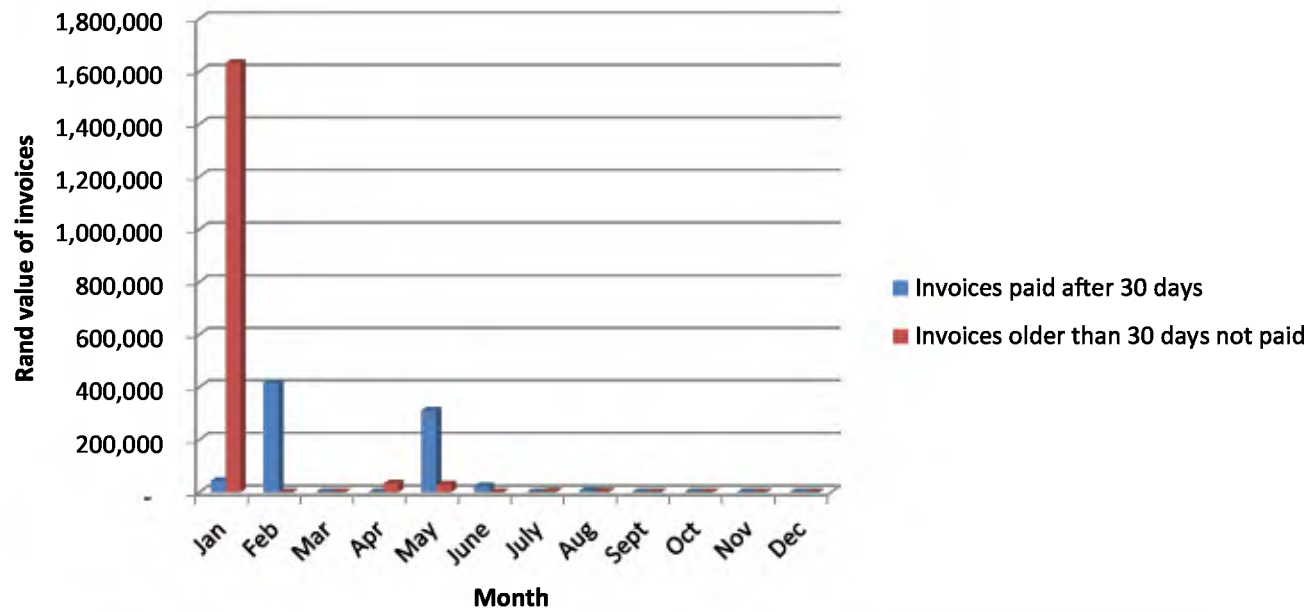


## Trade and Industry - Number of invoices not paid within 30 days



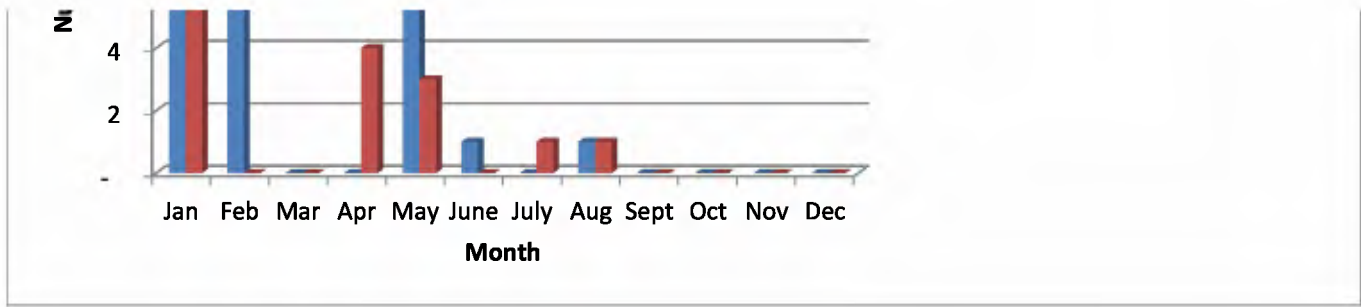


### Tourism - Value of invoices not paid within 30 days



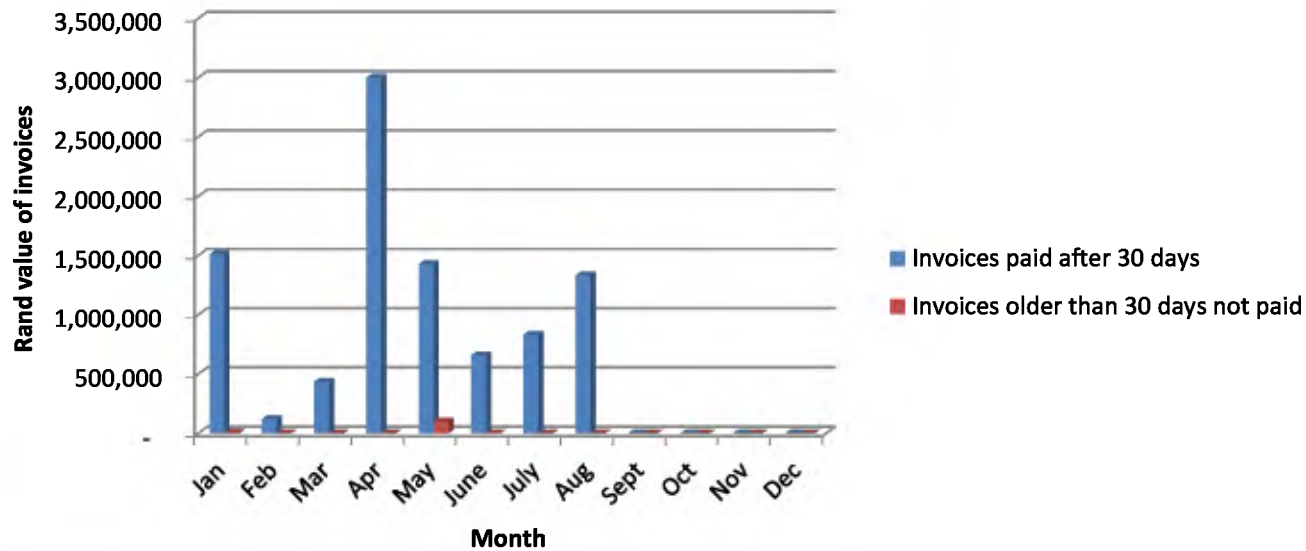
### Tourism - Number of invoices not paid within 30 days



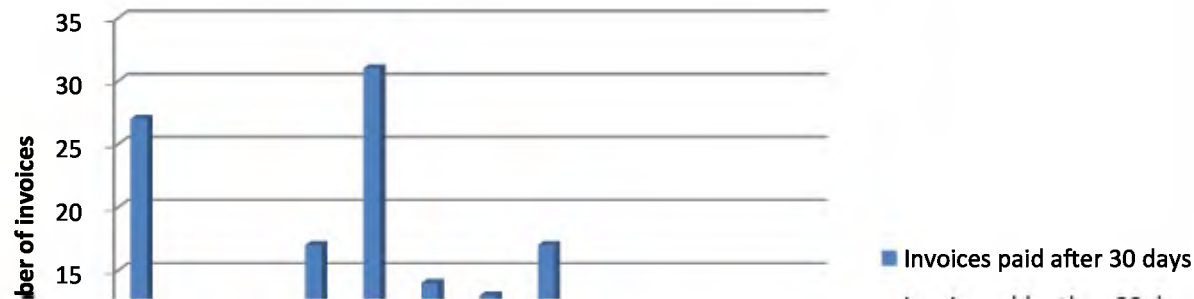





## Science and Technology - Value of invoices not paid within 30 days

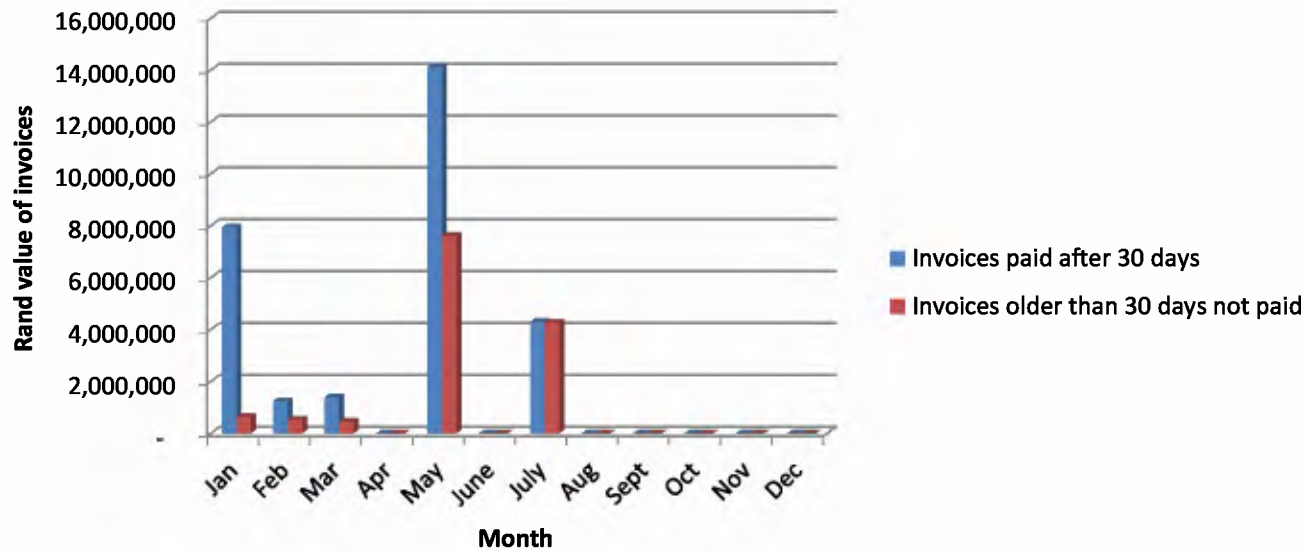


## Science and Technology - Number of invoices not paid within 30 days



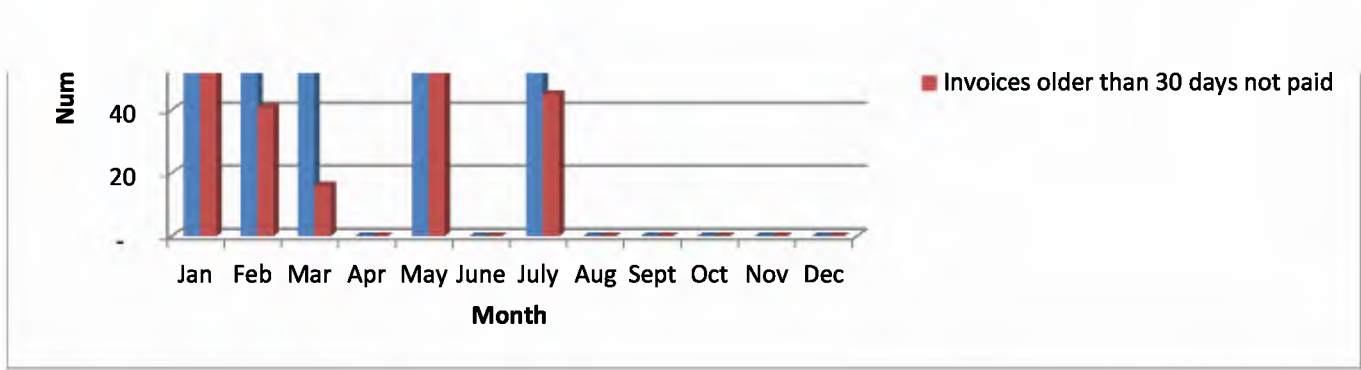


## Rural Development and Land Reform - Value of invoices not paid within 30 days

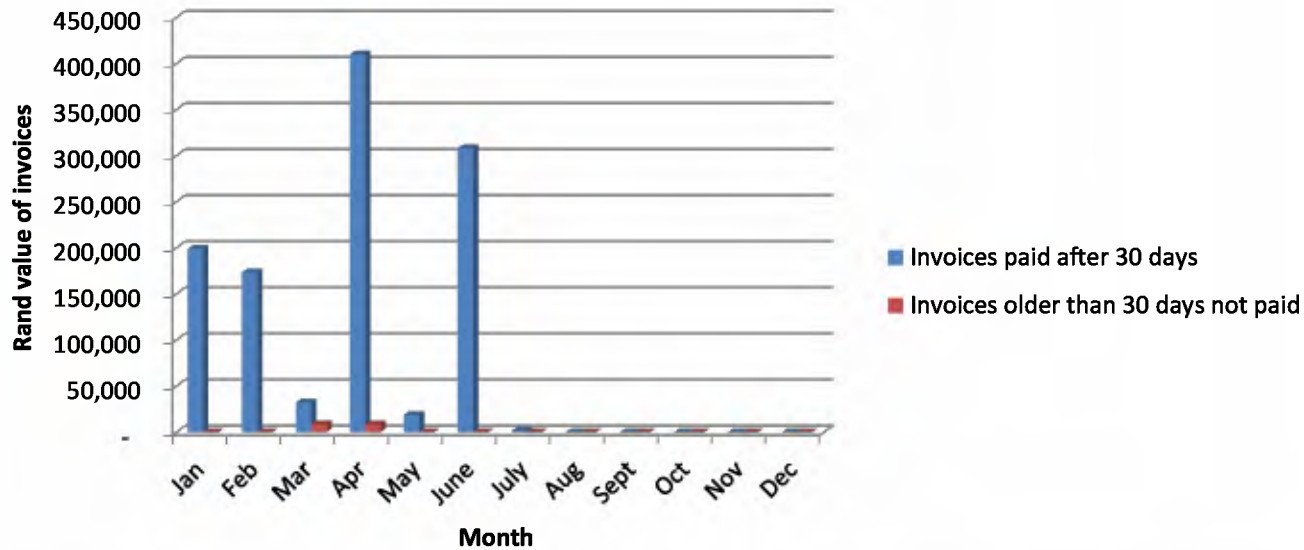


## Rural Development and Land Reform - Number of invoices not paid within 30 days




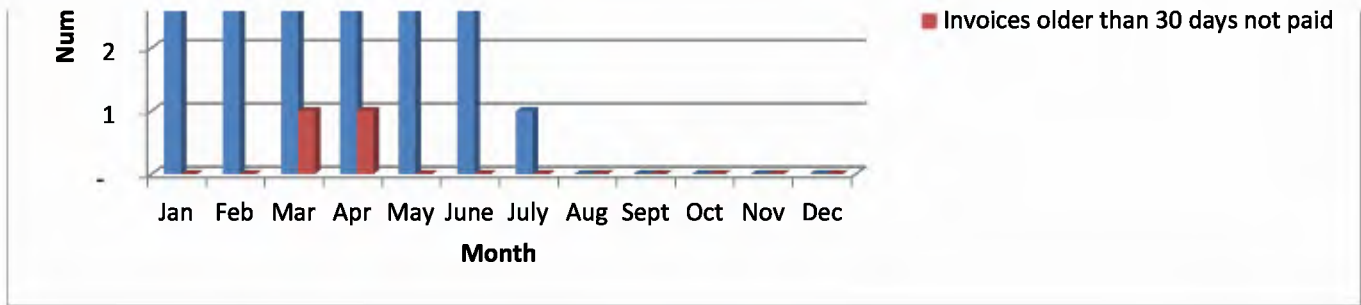


## Mineral Resources - Value of invoices not paid within 30 days

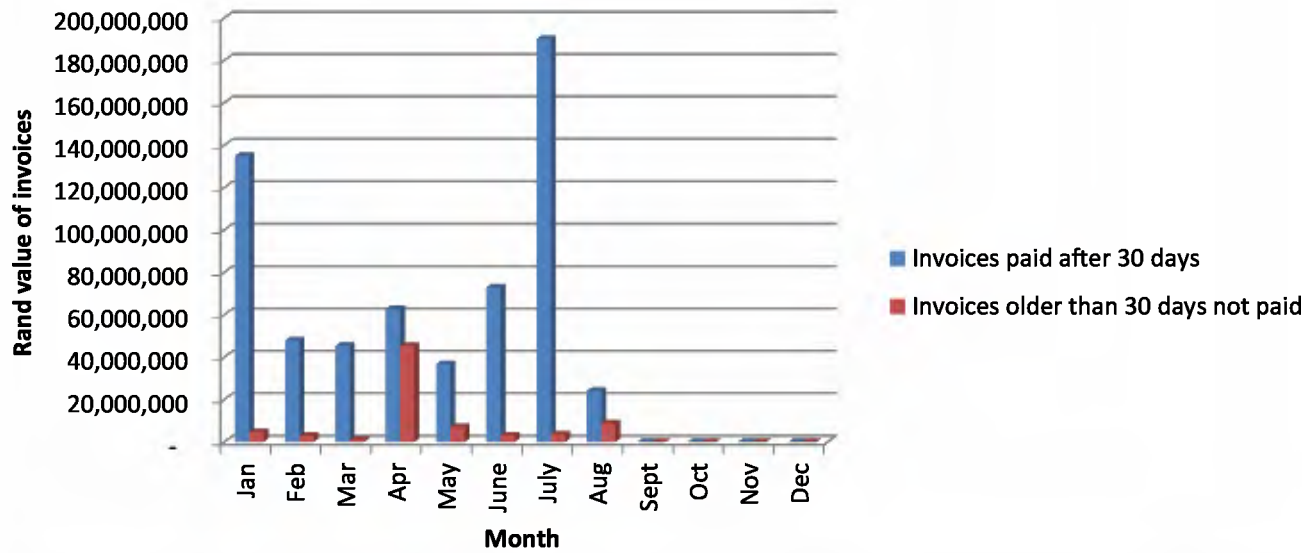


## Mineral Resources - Number of invoices not paid within 30 days

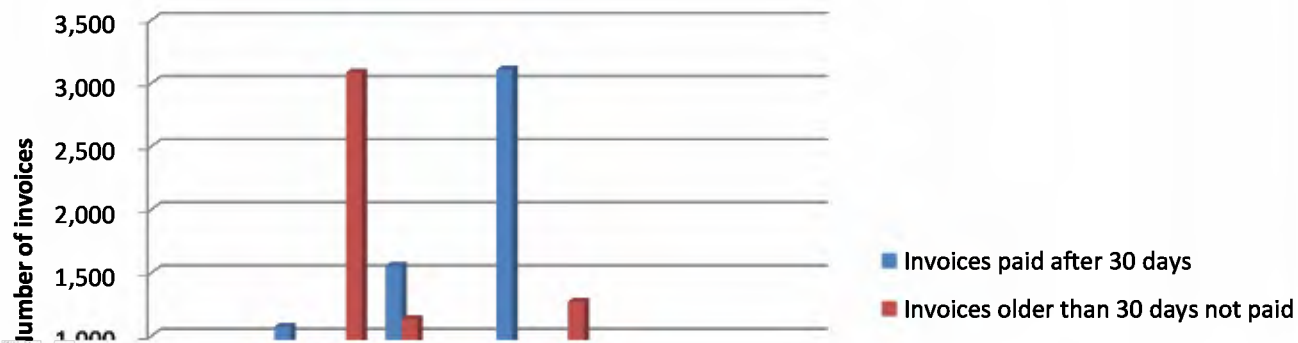





## Home Affairs - Value of invoices not paid within 30 days



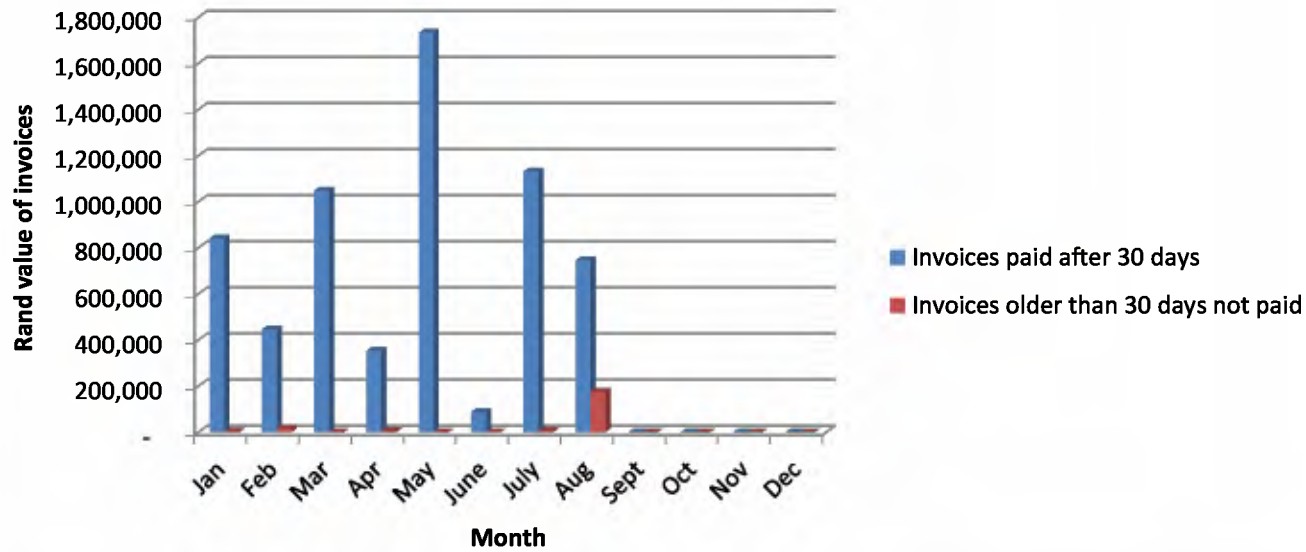
## Home Affairs - Number of invoices not paid within 30 days






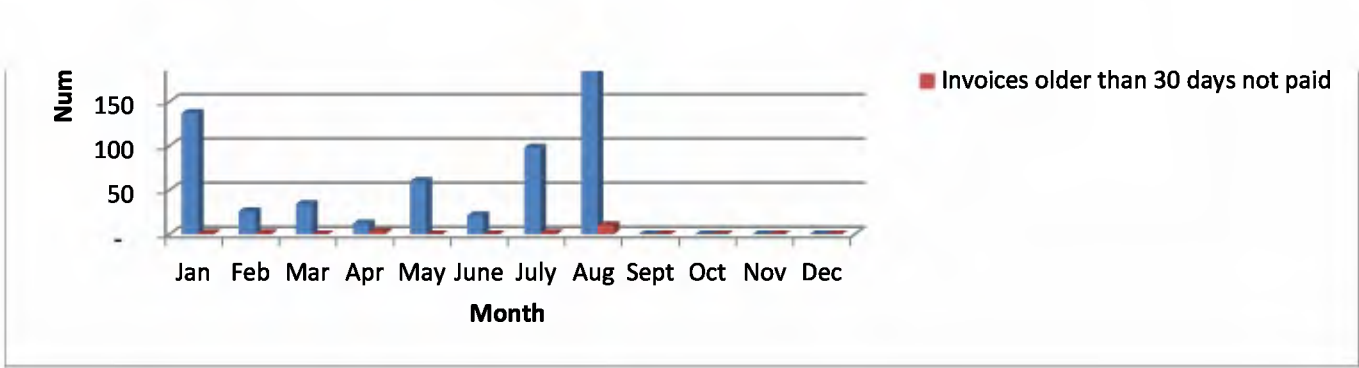


## Human Settlements - Value of invoices not paid within 30 days

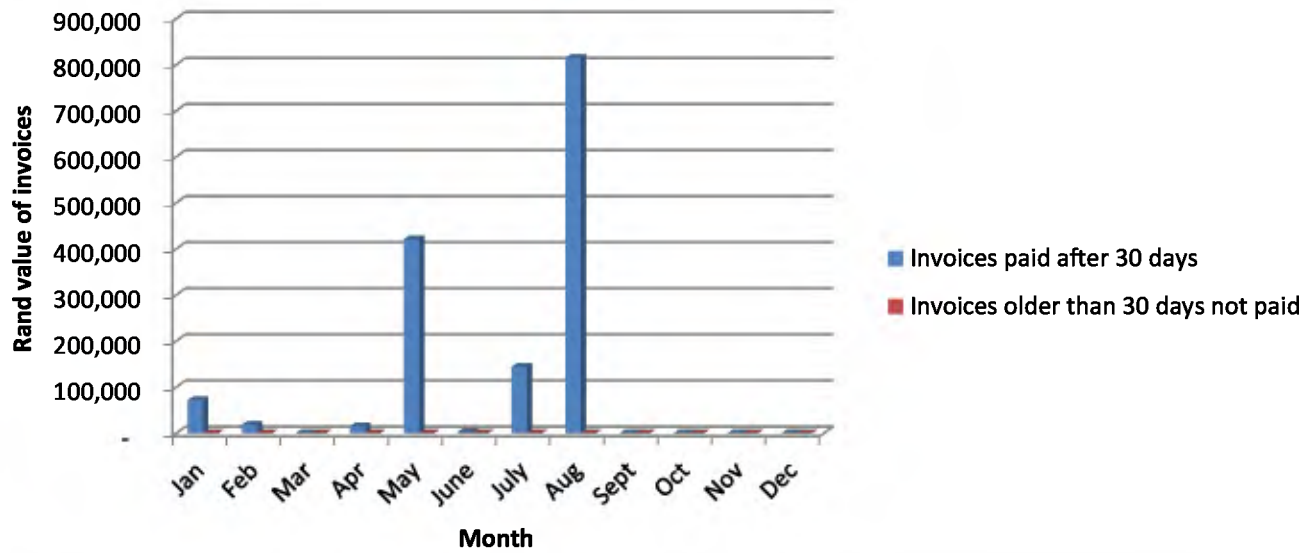


## Human Settlements - Number of invoices not paid within 30 days

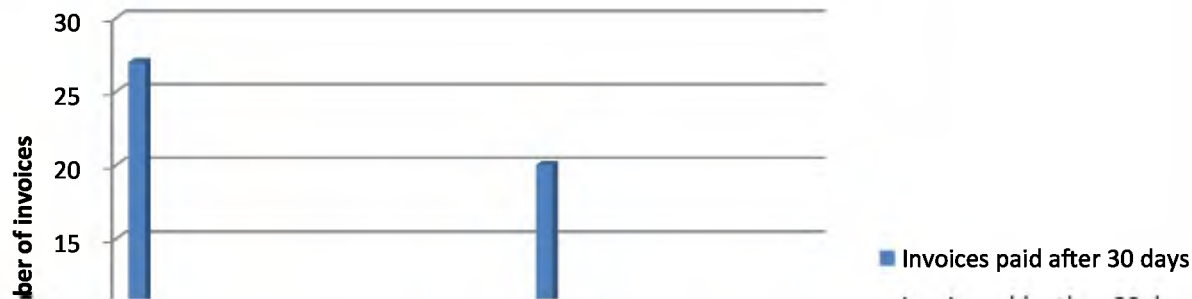


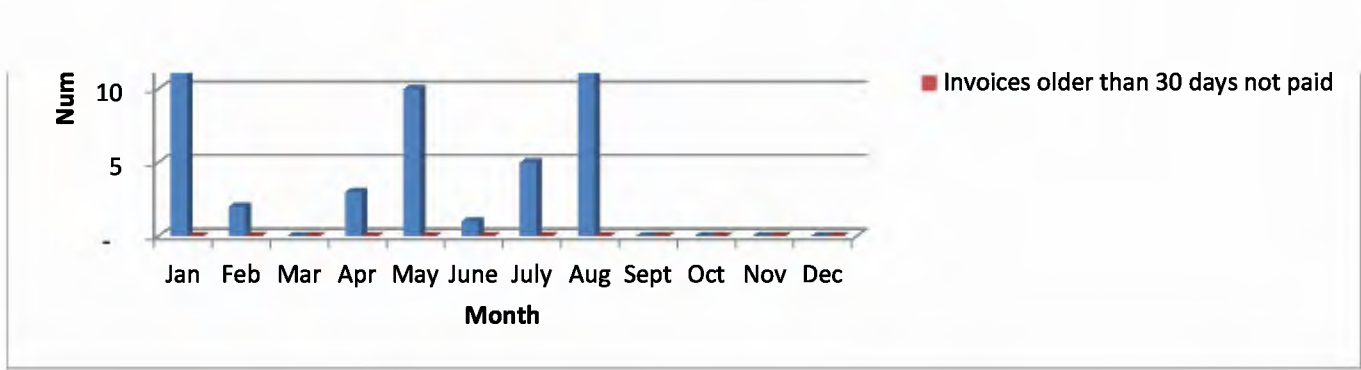


### Environmental Affairs - Value of invoices not paid within 30 days




### Environmental Affairs - Number of invoices not paid within 30 days






### Energy - Value of invoices not paid within 30 days

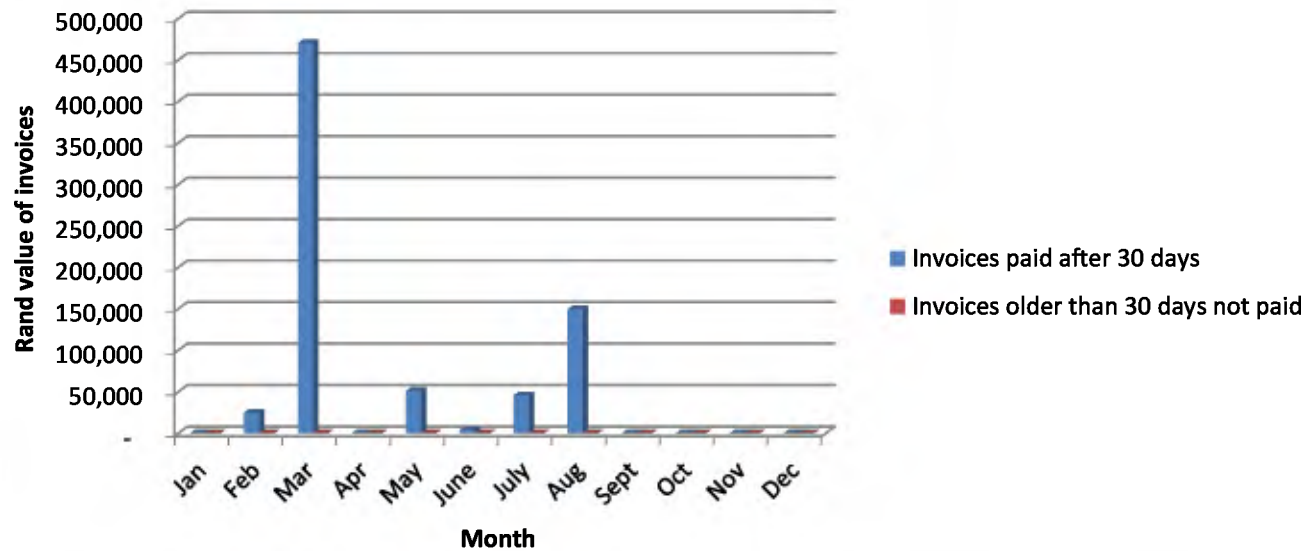


### Energy - Number of invoices not paid within 30 days




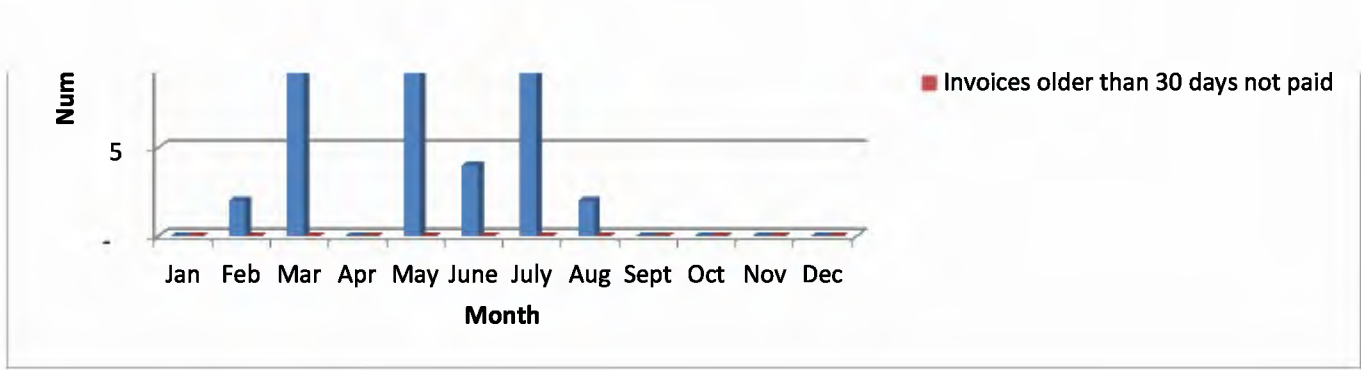


## Economic Development - Value of invoices not paid within 30 days



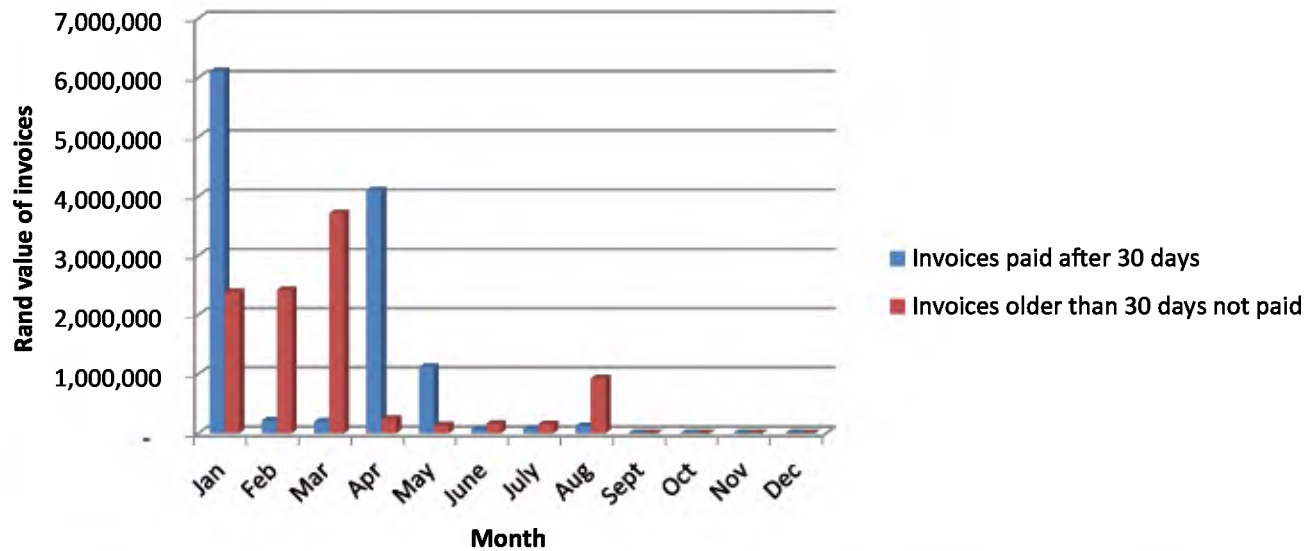
## Economic Development - Number of invoices not paid within 30 days








## Communications - Value of invoices not paid within 30 days

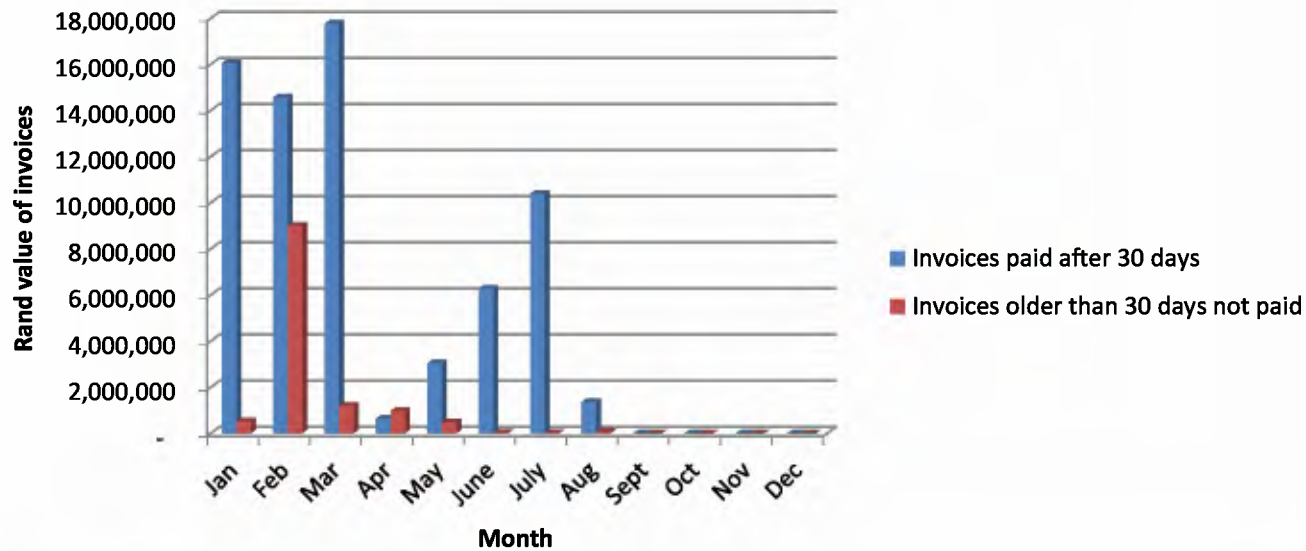


## Communications - Number of invoices not paid within 30 days



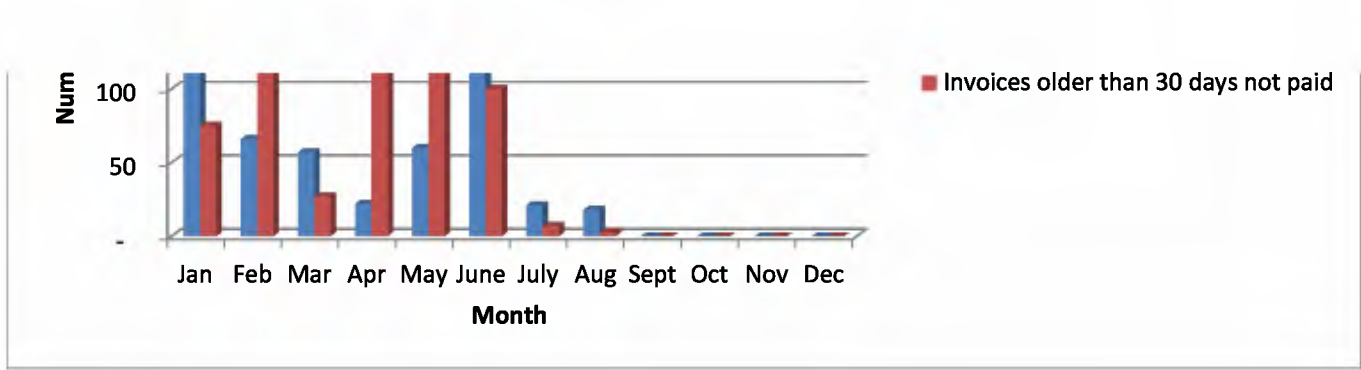


## Agriculture, Forestry and Fisheries - Value of invoices not paid within 30 days

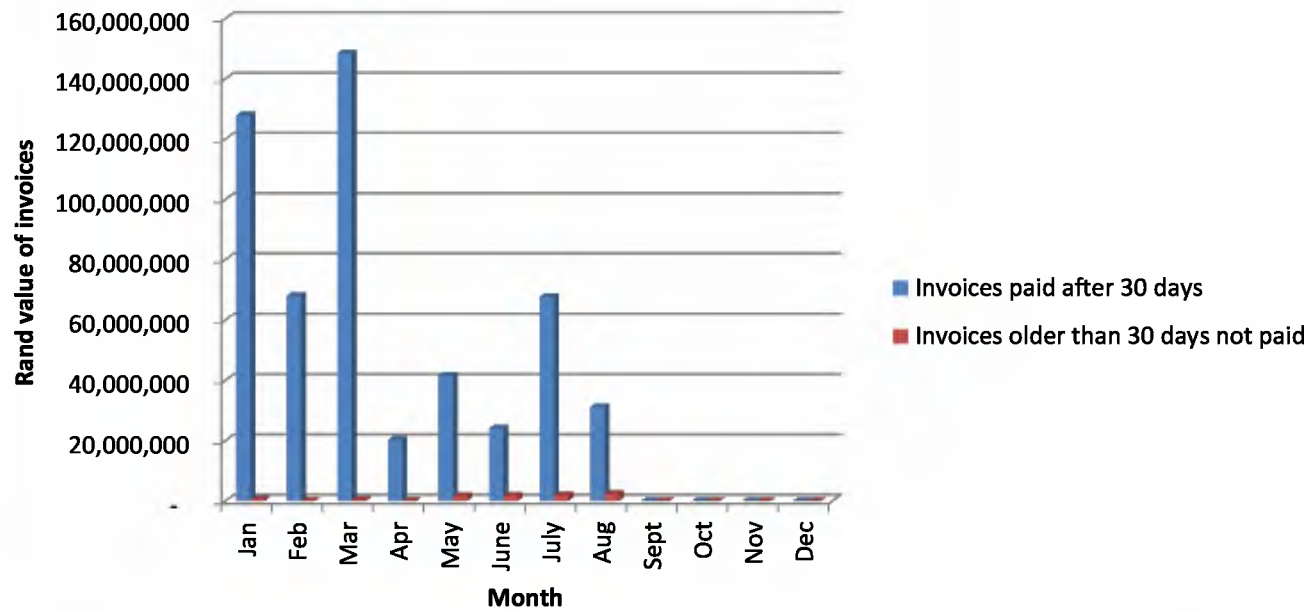


## Agriculture, Forestry and Fisheries - Number of invoices not paid within 30 days

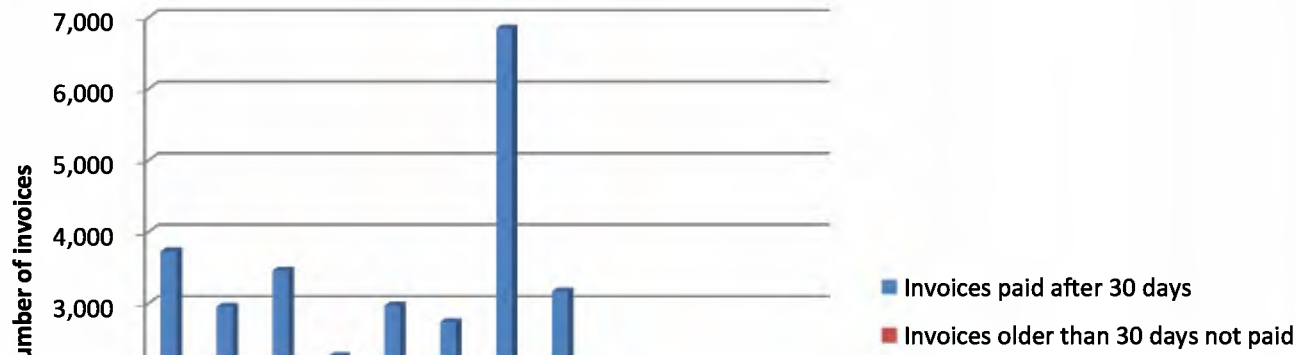


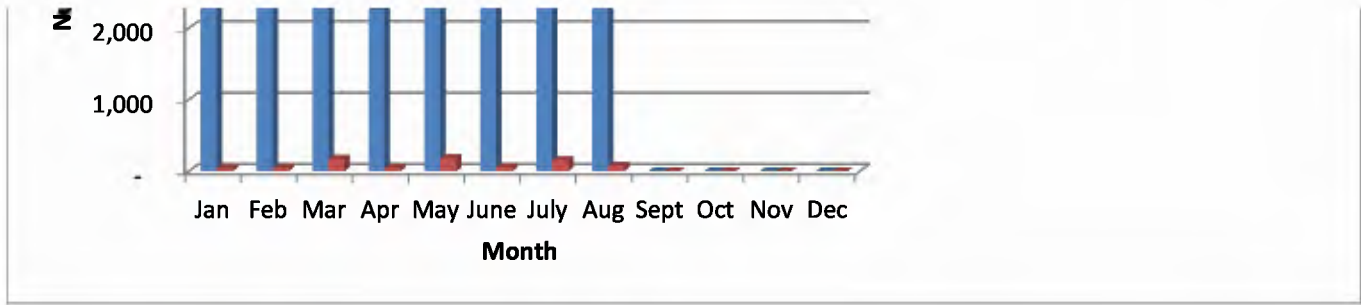


## Police - Value of invoices not paid within 30 days

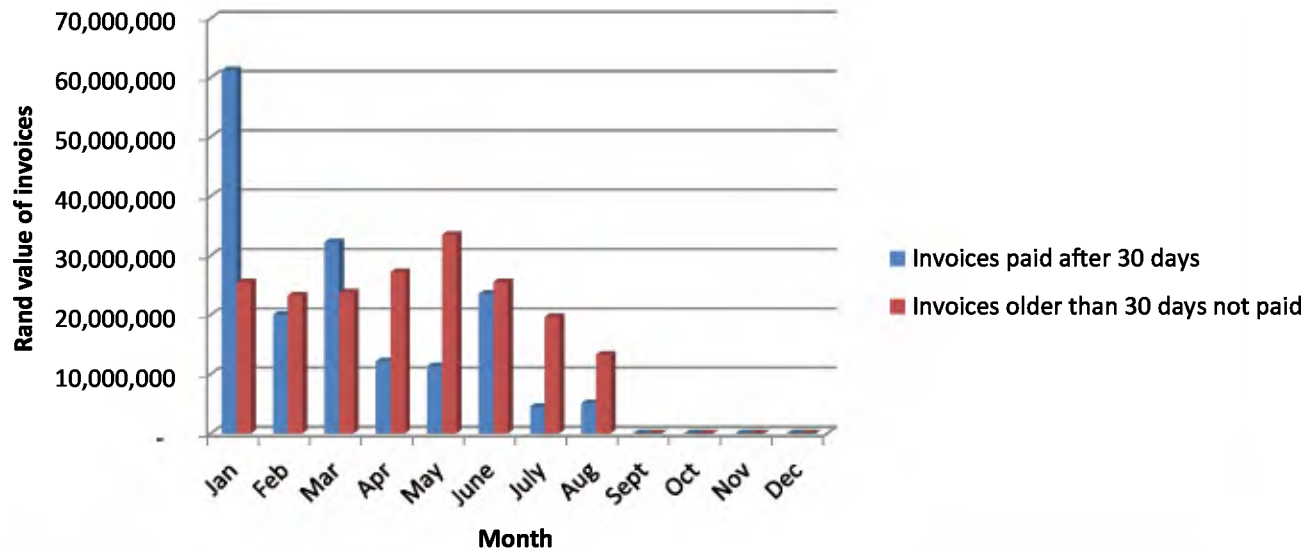


## Police - Number of invoices not paid within 30 days



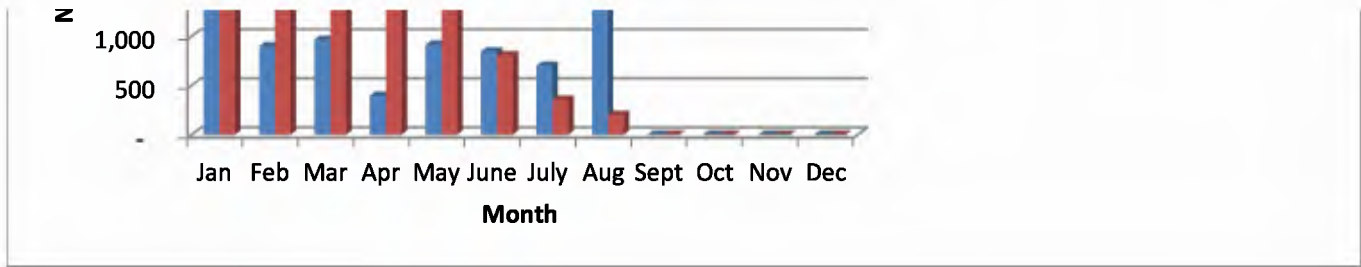


## Justice and Constitutional Development - Value of invoices not paid within 30 days



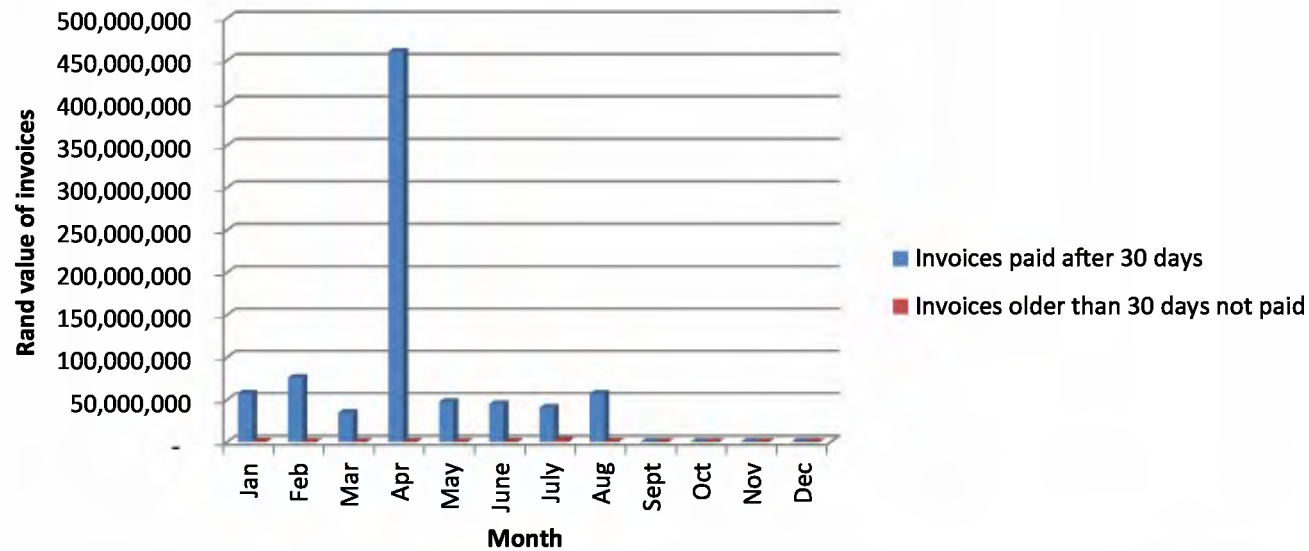
## Justice and Constitutional Development - Number of invoices not paid within 30 days



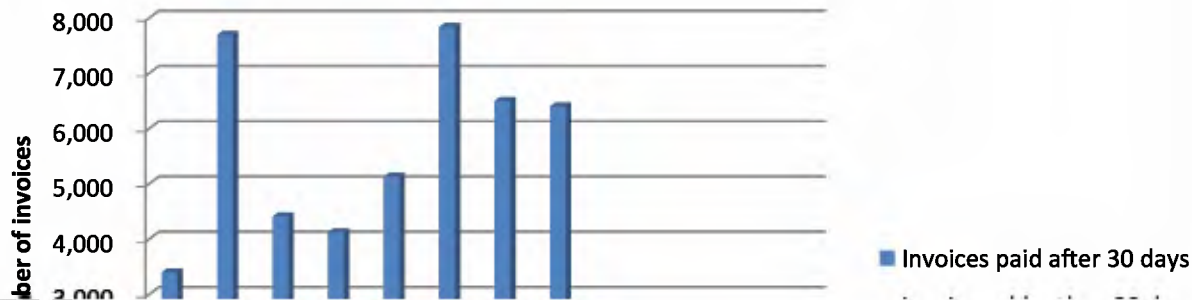


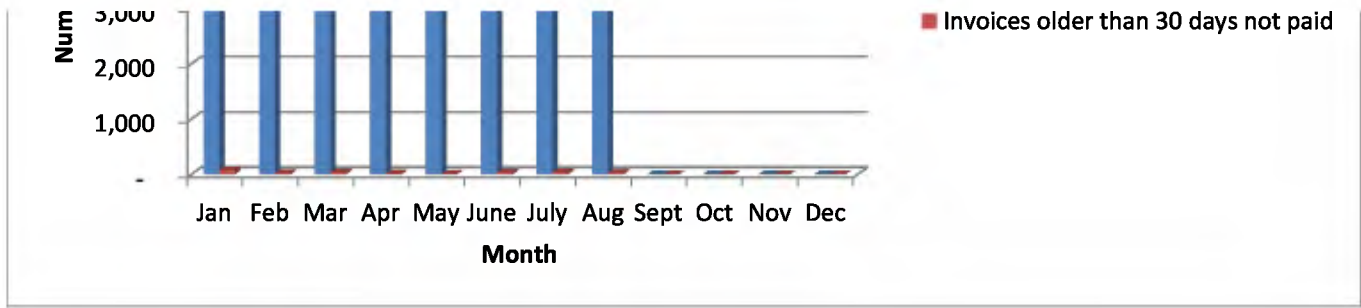


## Defence and Military Veterans - Value of invoices not paid within 30 days

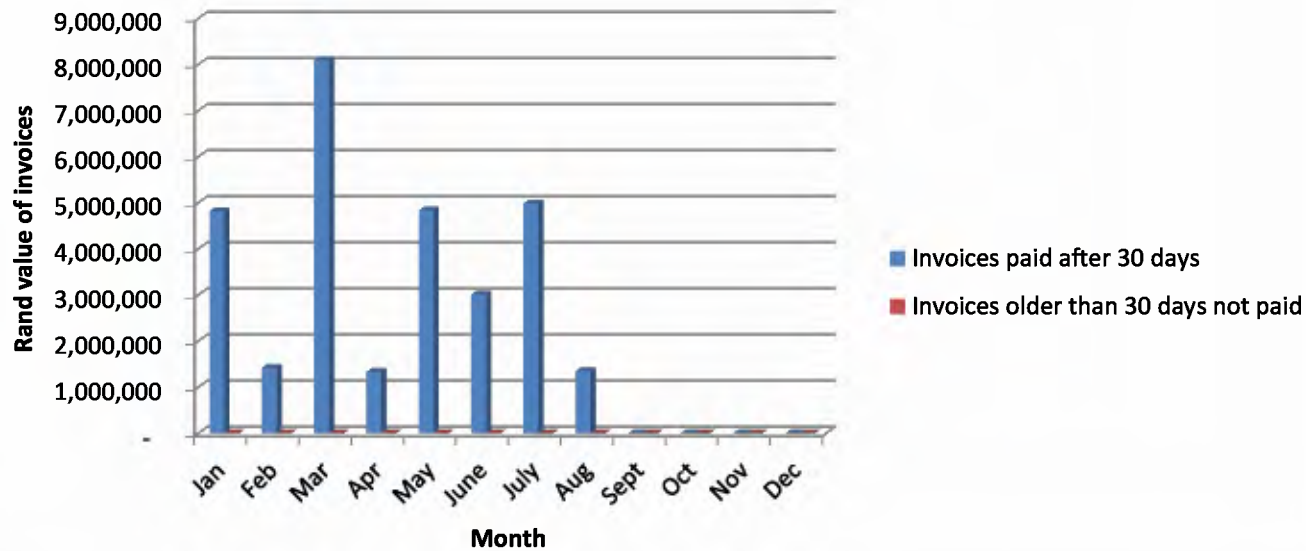


## Defence and Military Veterans - Number of invoices not paid within 30 days



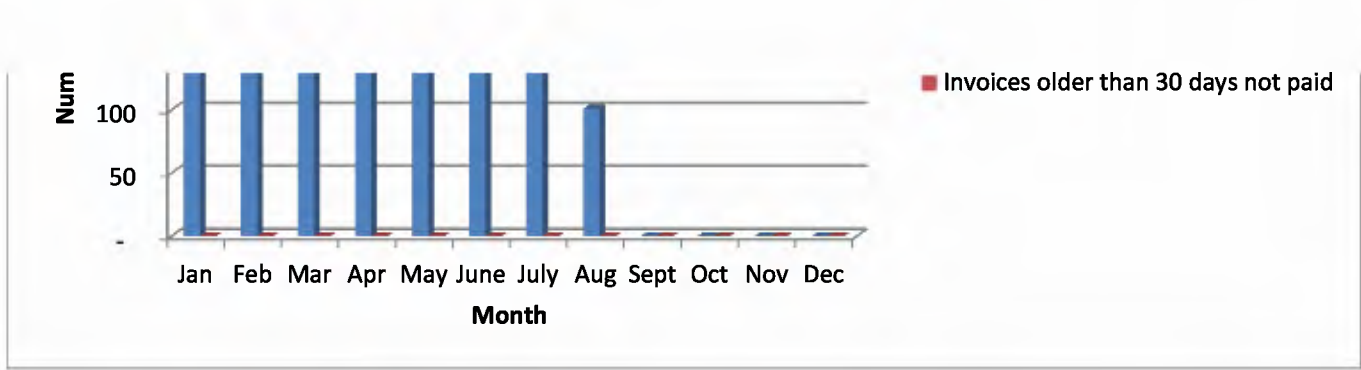


## Correctional Services - Value of invoices not paid within 30 days

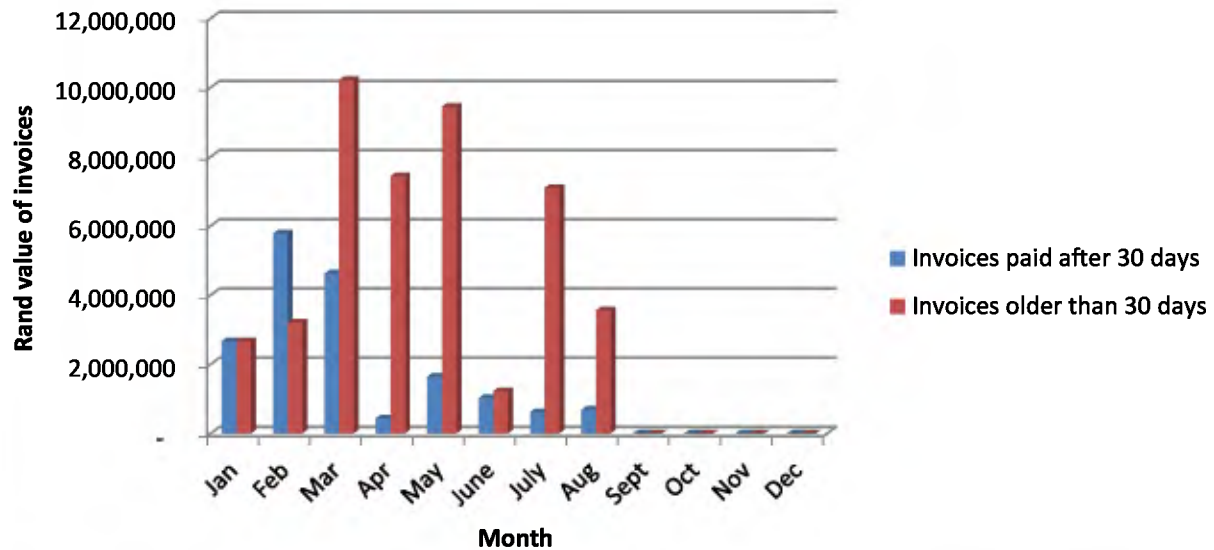


## Correctional Services - Number of invoices not paid within 30 days

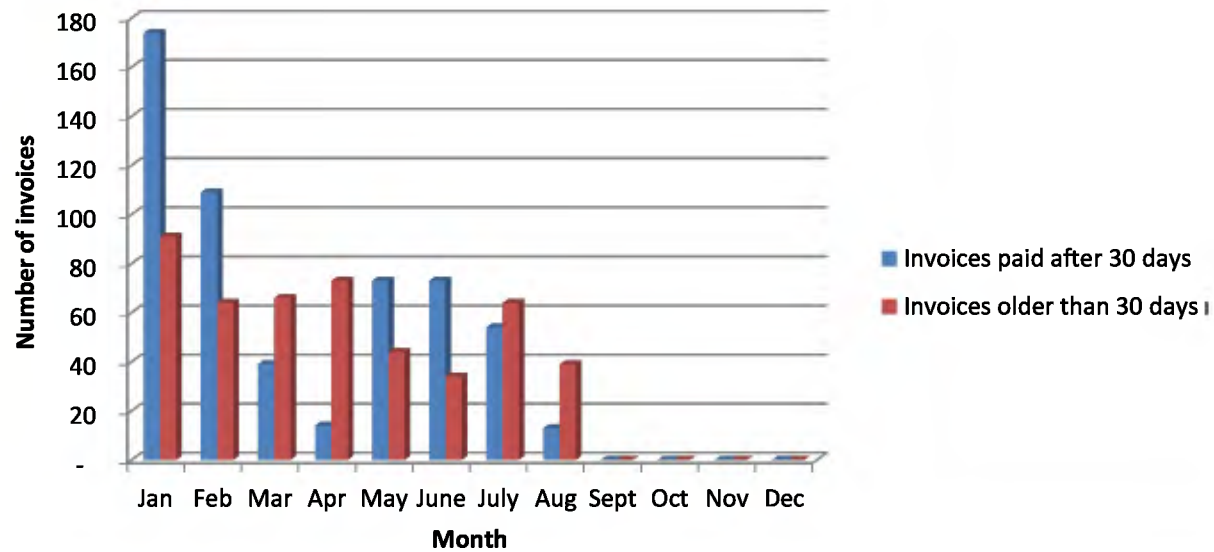




## Cooperative Governance and Traditional Affairs - Value of invoices not paid within 30 days



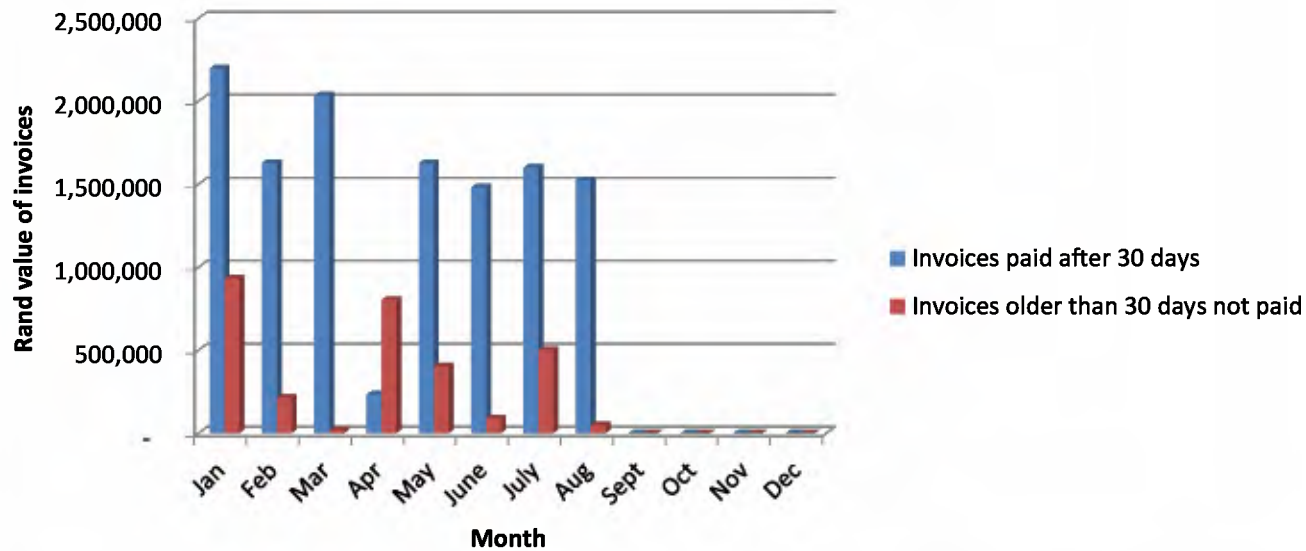
## Cooperative Governance and Traditional Affairs - Number of invoices not paid within 30 days



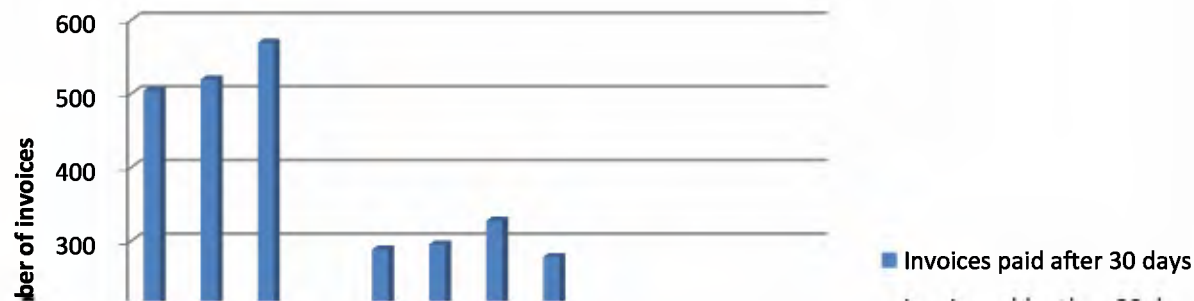
not paid

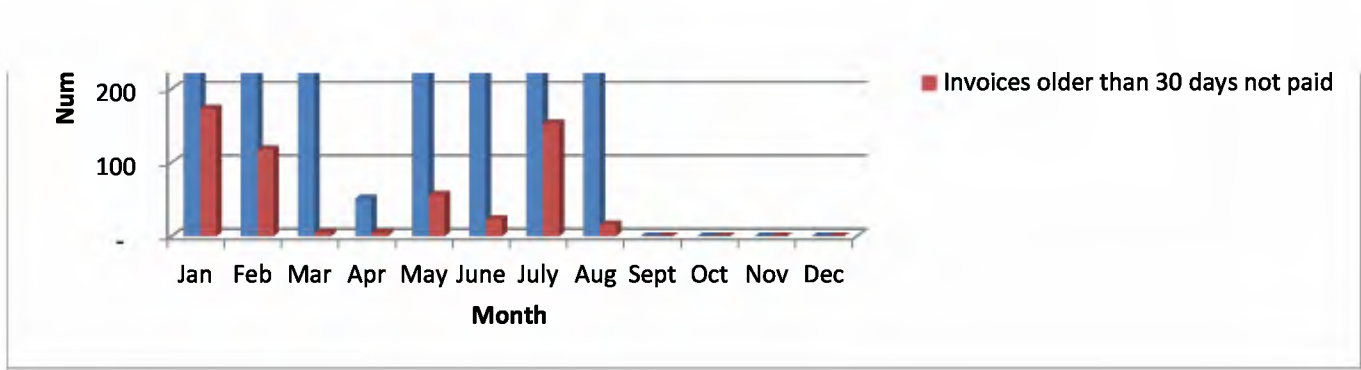
not paid

## Sport and Recreation South Africa - Value of invoices not paid within 30 days



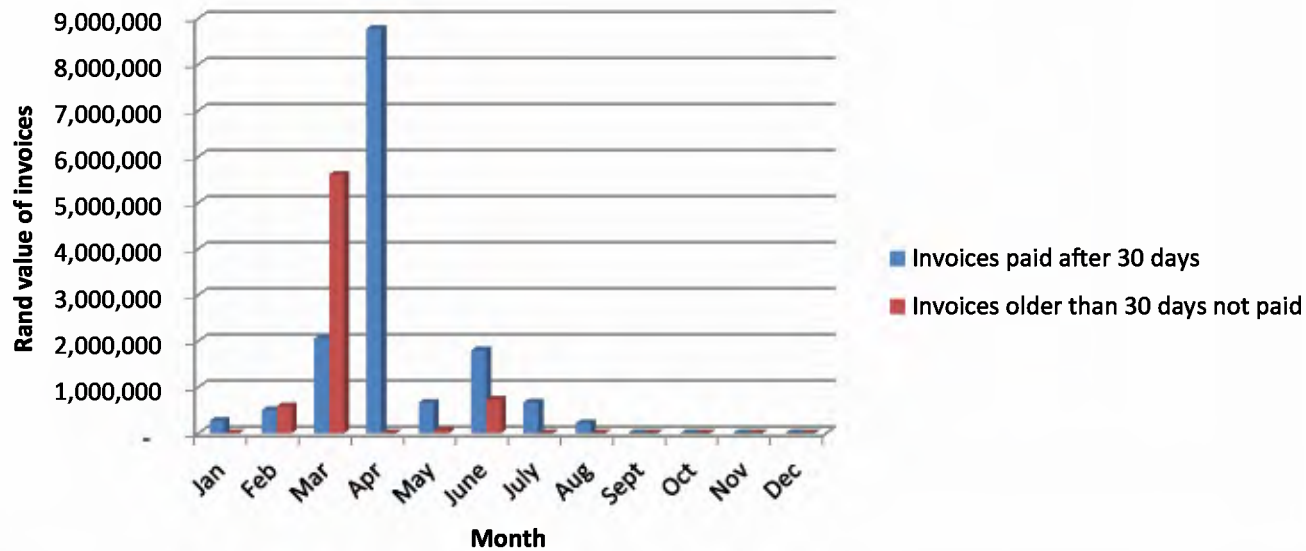
## Sport and Recreation South Africa - Number of invoices not paid within 30 days





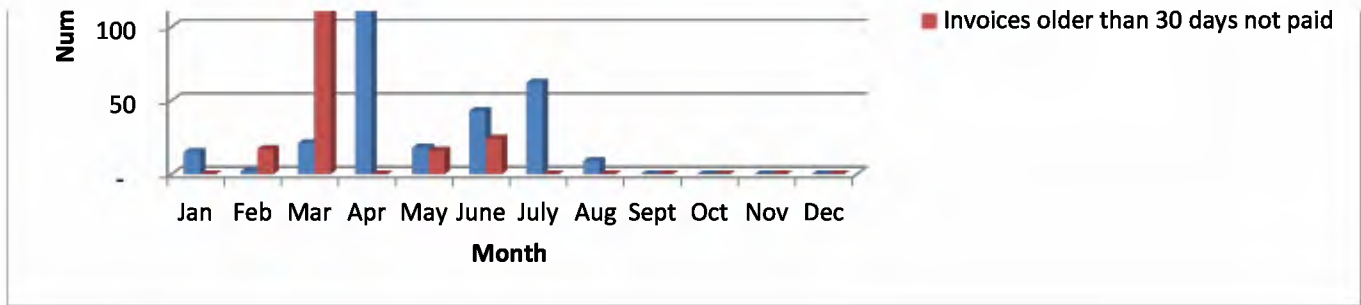


## Social Development - Value of invoices not paid within 30 days

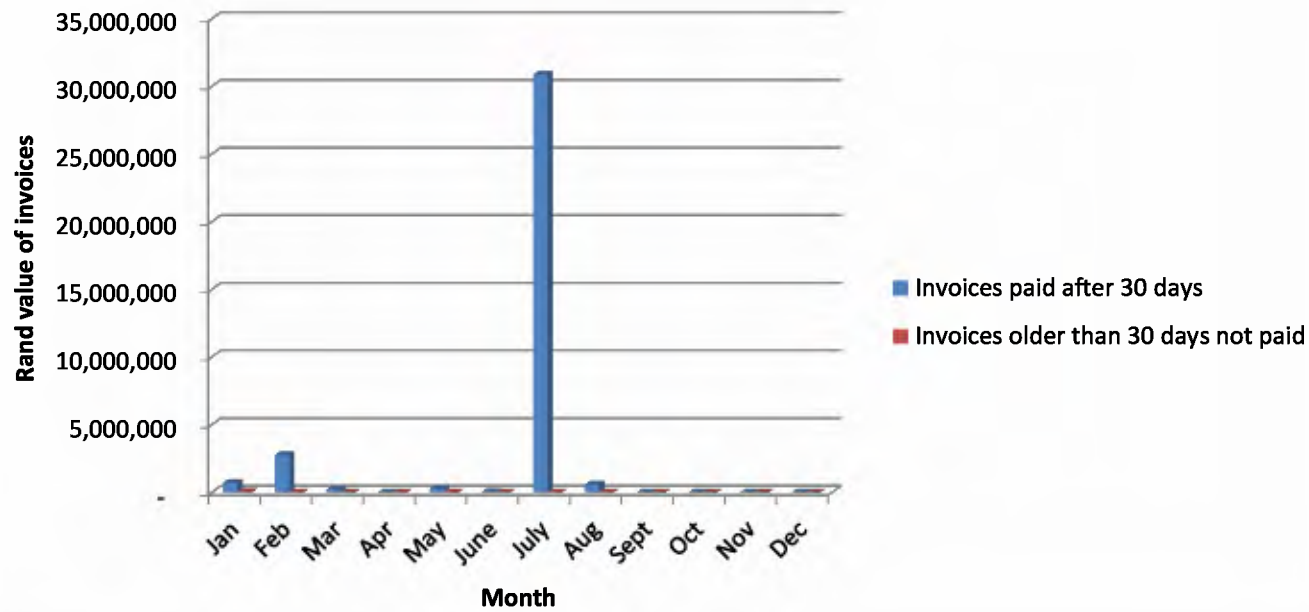


## Social Development - Number of invoices not paid within 30 days



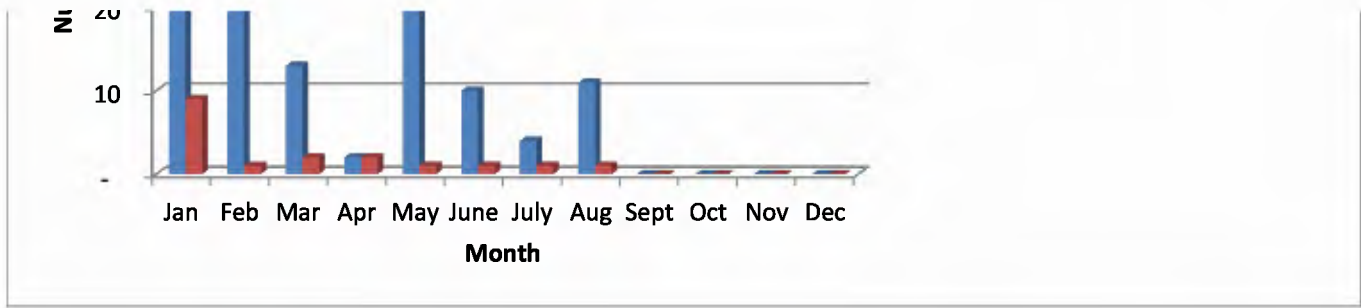


### Labour - Value of invoices not paid within 30 days

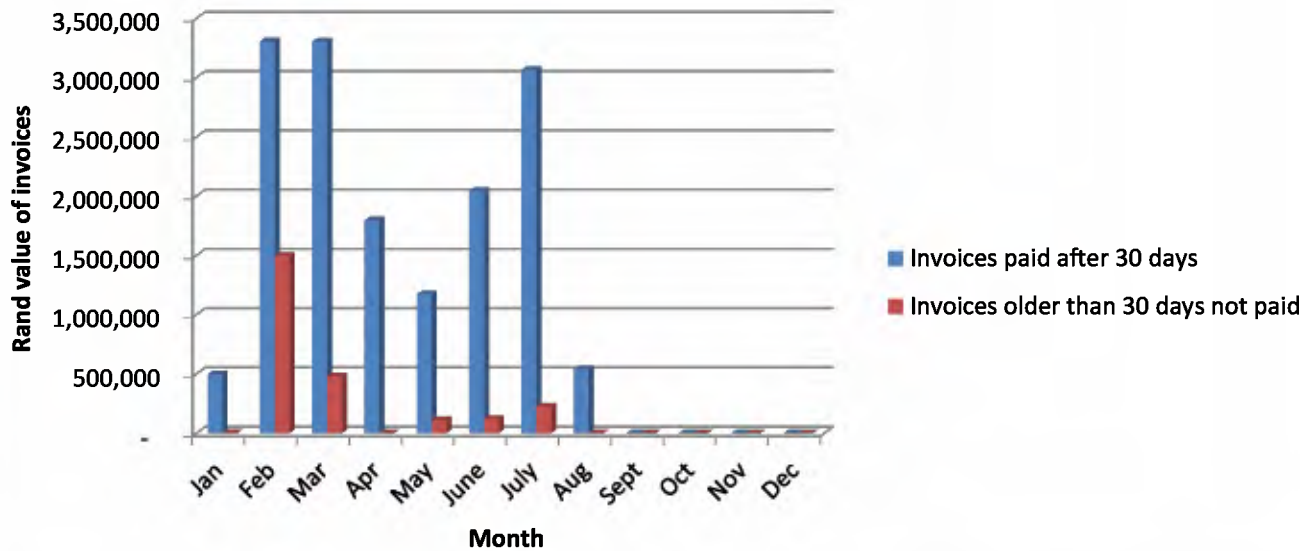


### Labour - Number of invoices not paid within 30 days



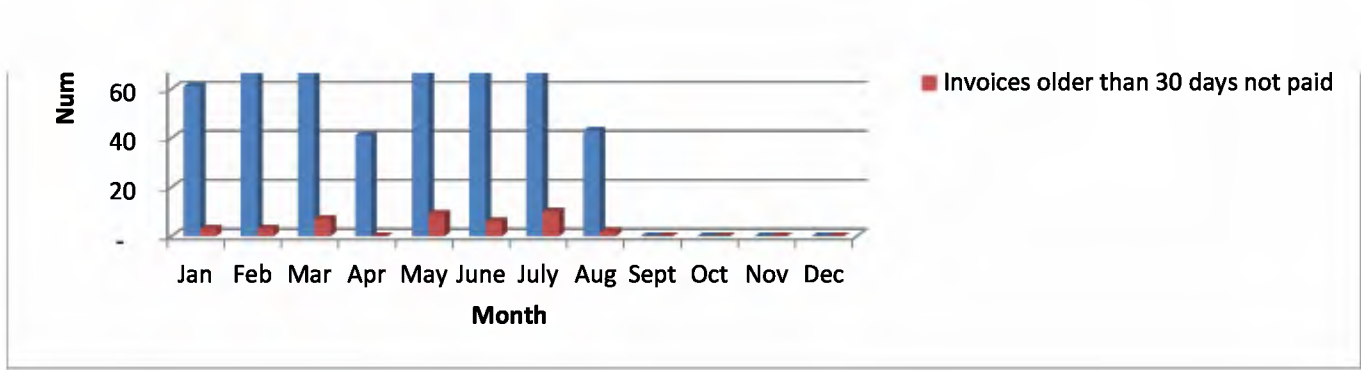


## Higher Education and Training - Value of invoices not paid within 30 days

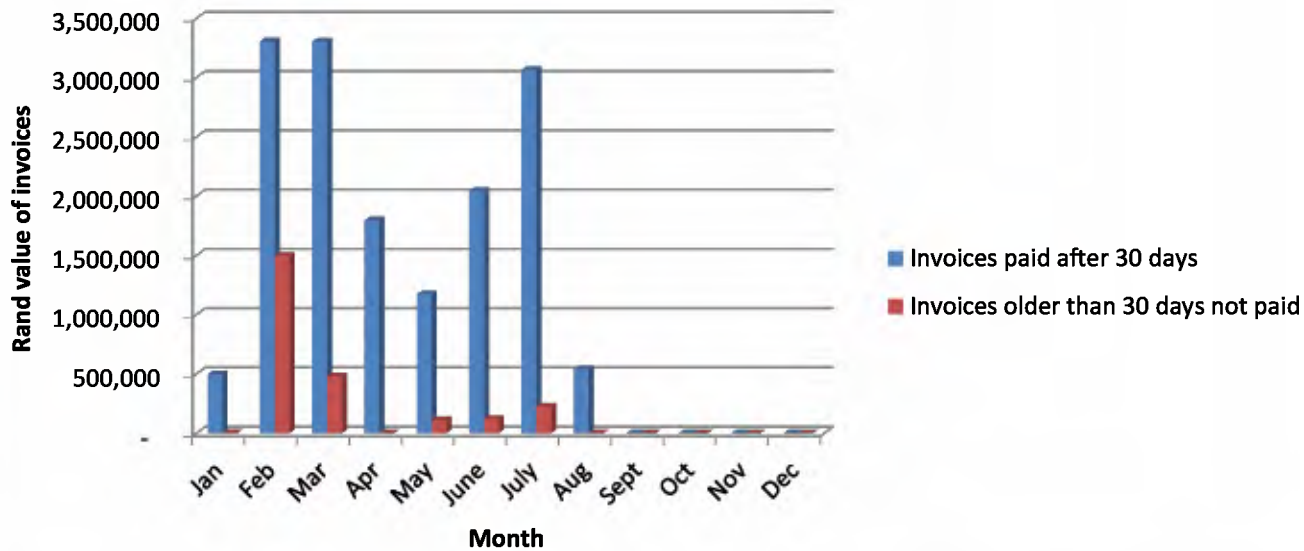


## Higher Education and Training - Number of invoices not paid within 30 days



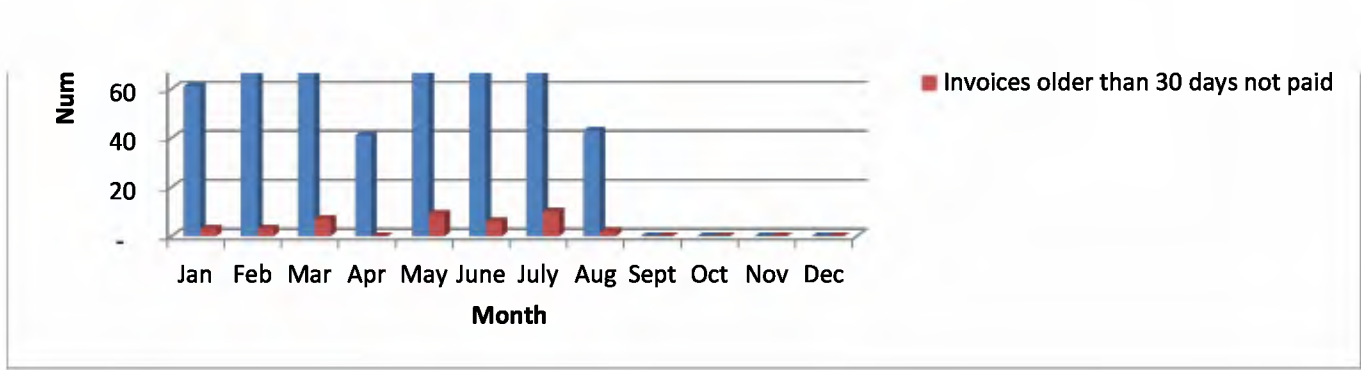


## Higher Education and Training - Value of invoices not paid within 30 days



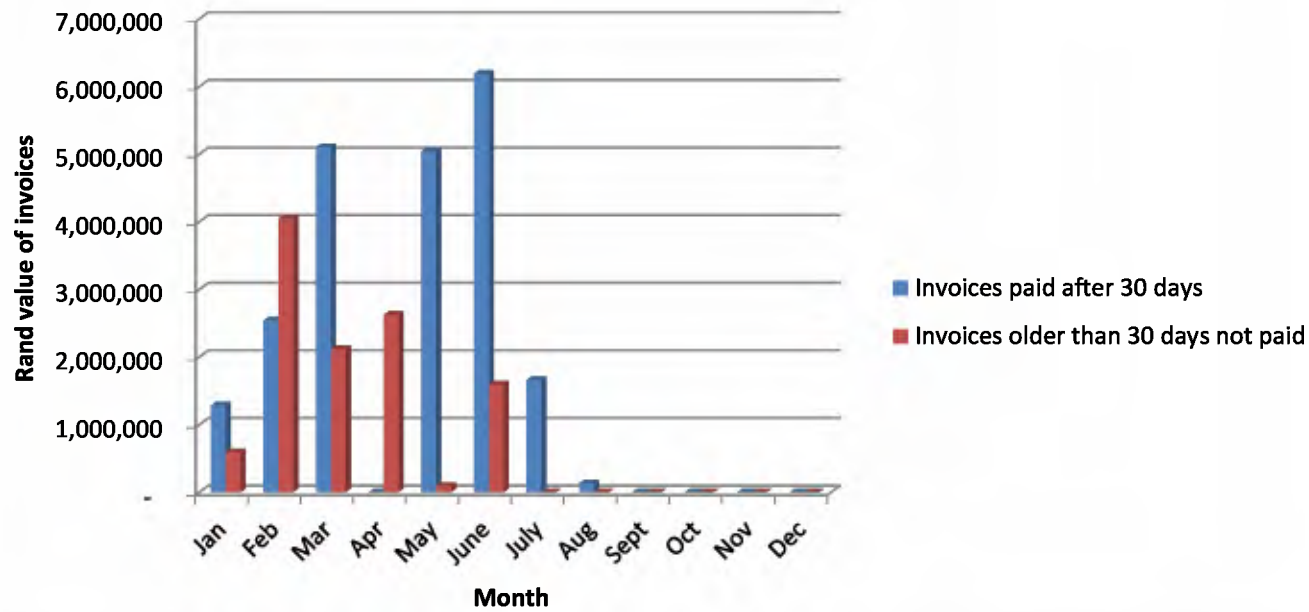
## Higher Education and Training - Number of invoices not paid within 30 days





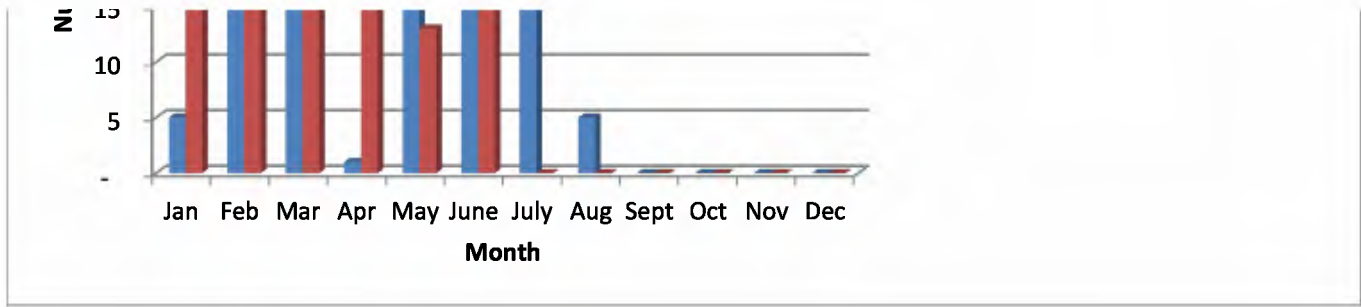


## Health - Value of invoices not paid within 30 days

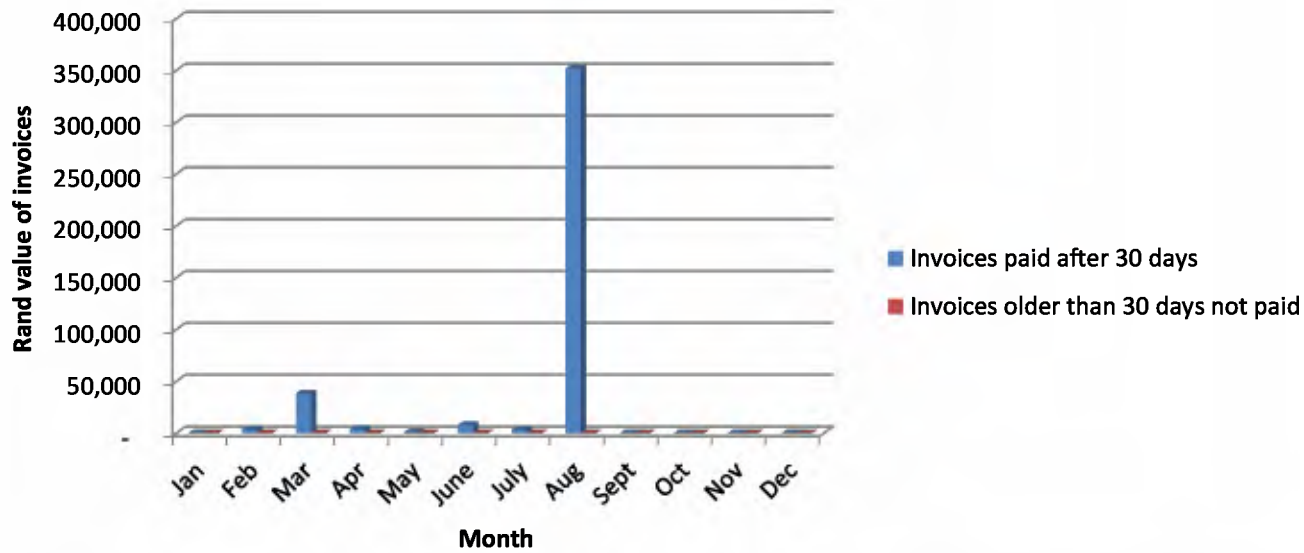


## Health - Number of invoices not paid within 30 days




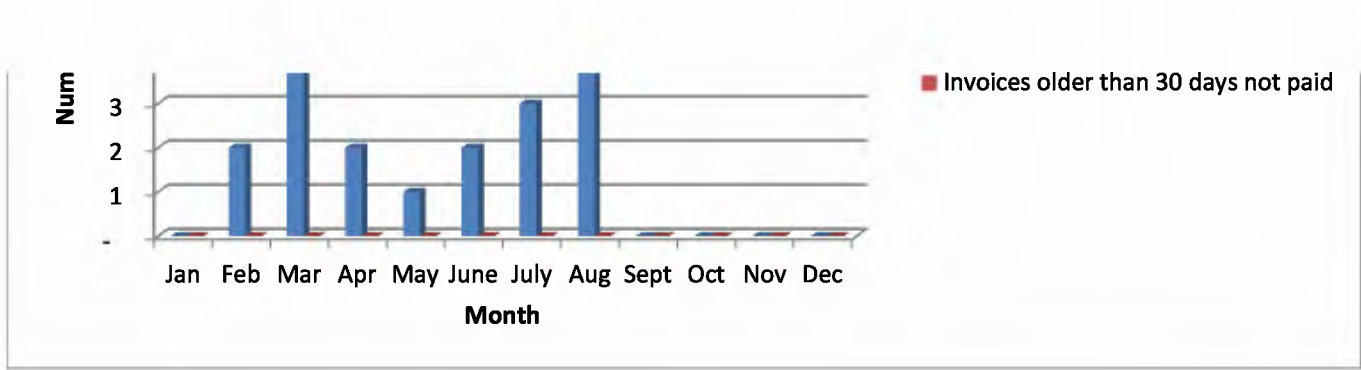


### Basic Education - Value of invoices not paid within 30 days

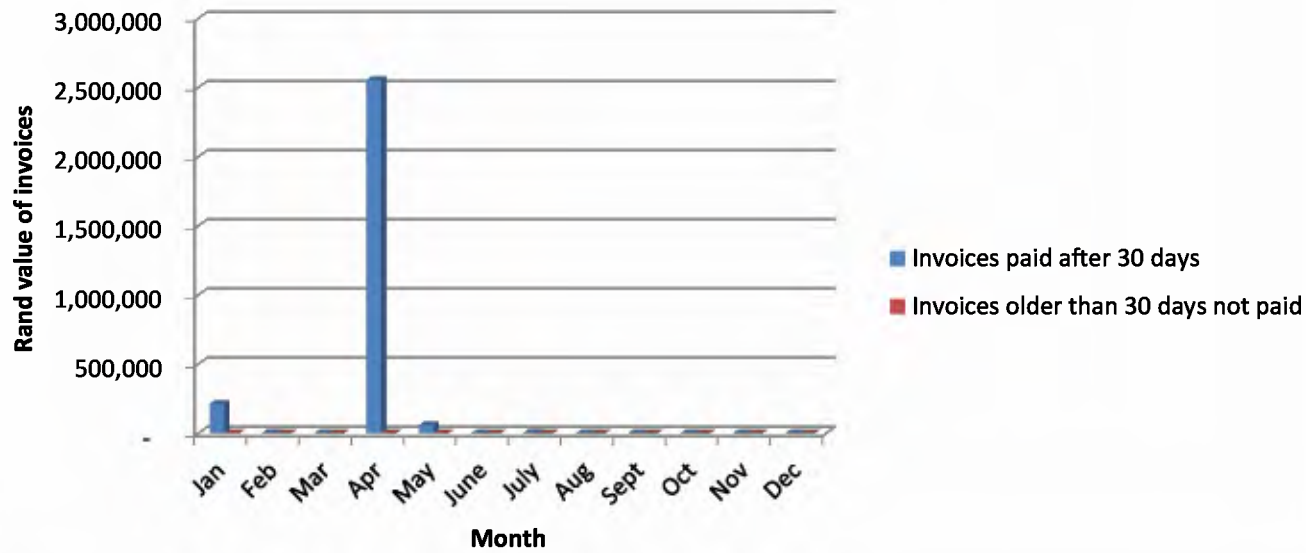


### Basic Education - Number of invoices not paid within 30 days







## Arts and Culture - Value of invoices not paid within 30 days

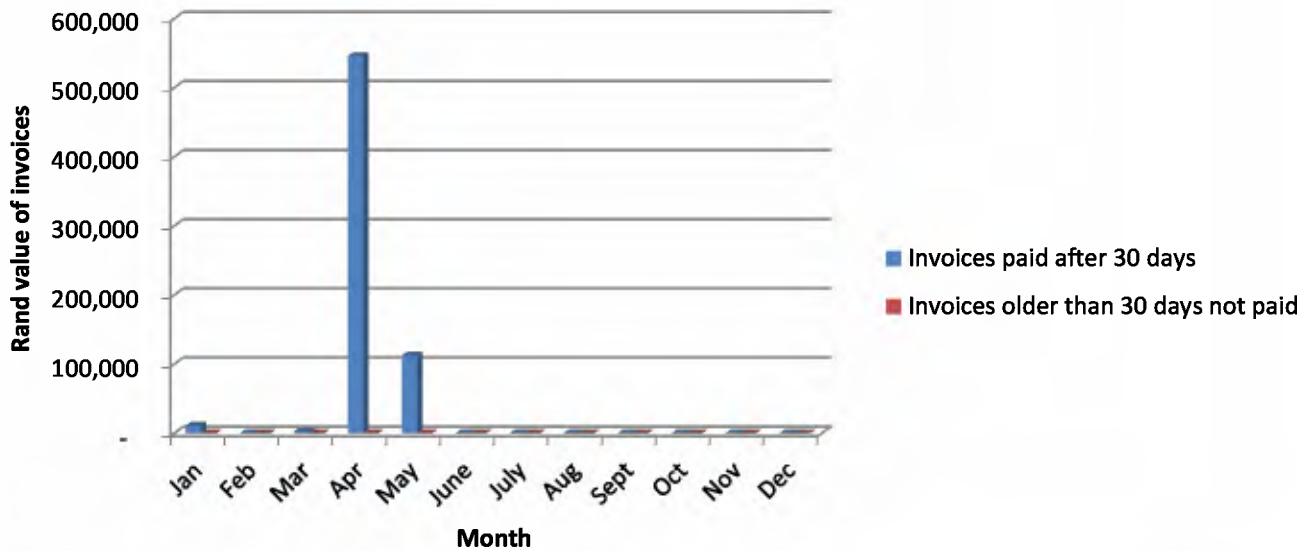


## Arts and Culture - Number of invoices not paid within 30 days







### Statistics South Africa - Value of invoices not paid within 30 days



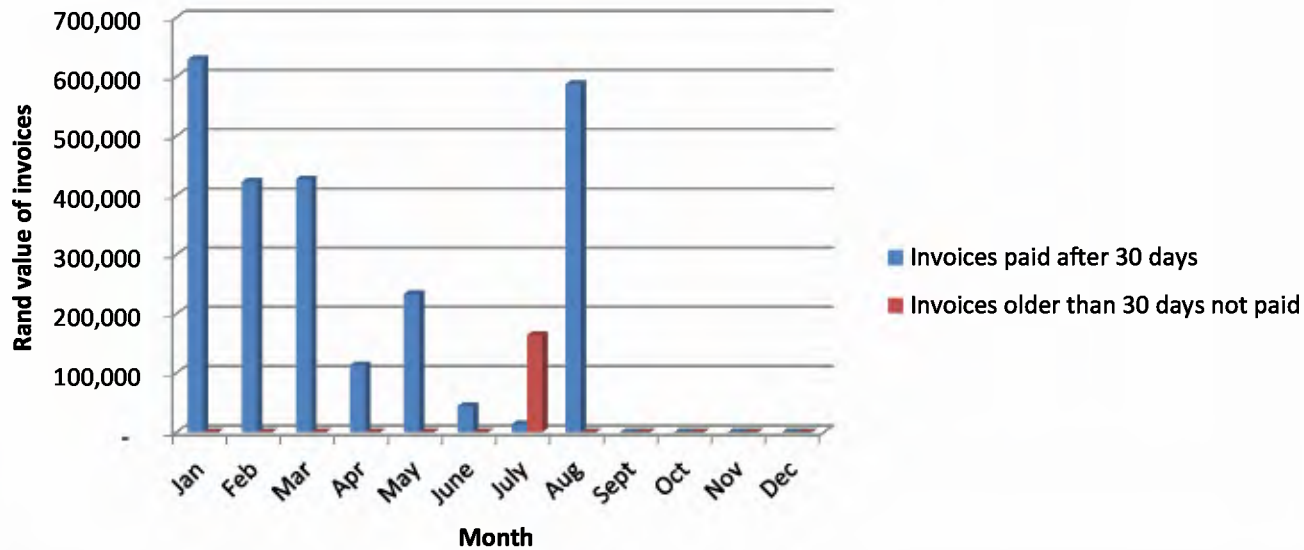
### Statistics South Africa - Number of invoices not paid within 30 days





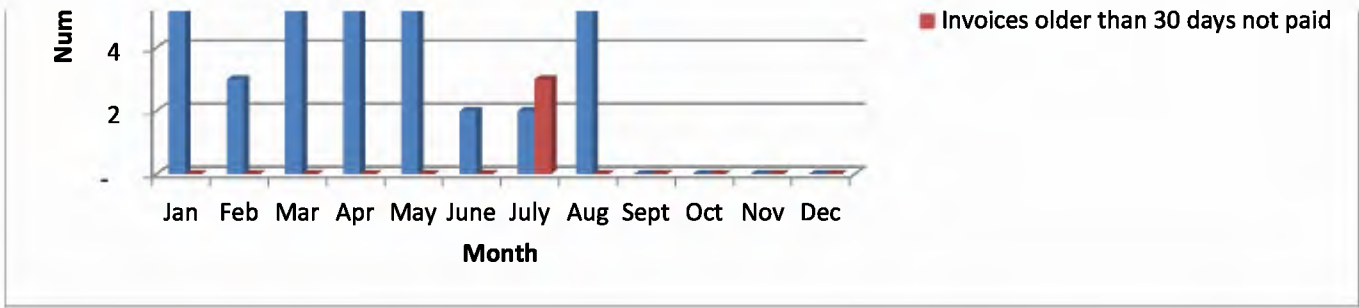


## Public Service and Administration - Value of invoices not paid within 30 days

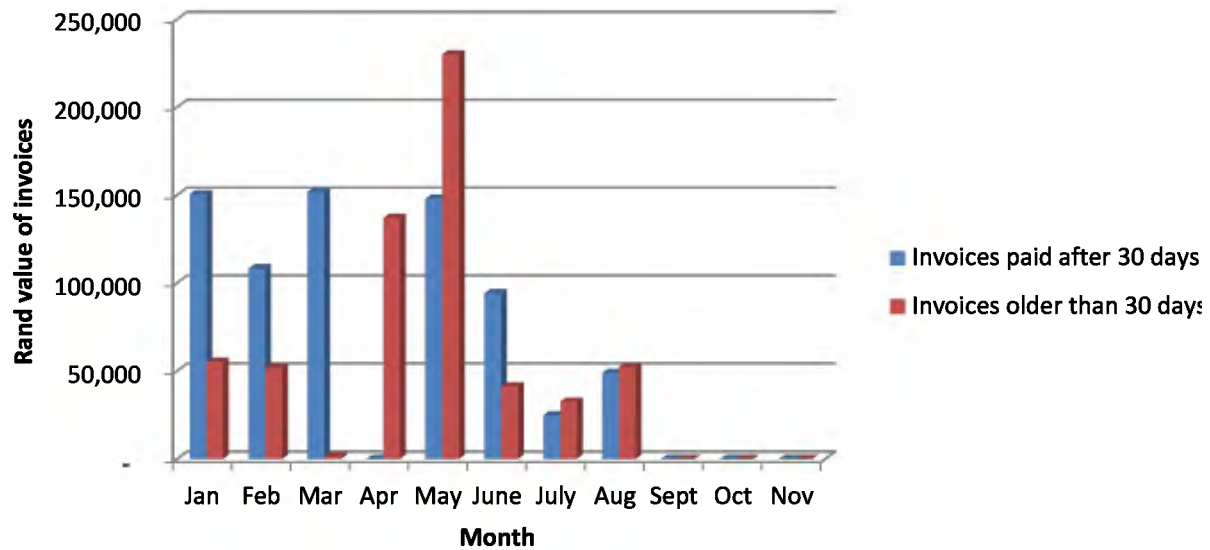


## Public Service and Administration - Number of invoices not paid within 30 days

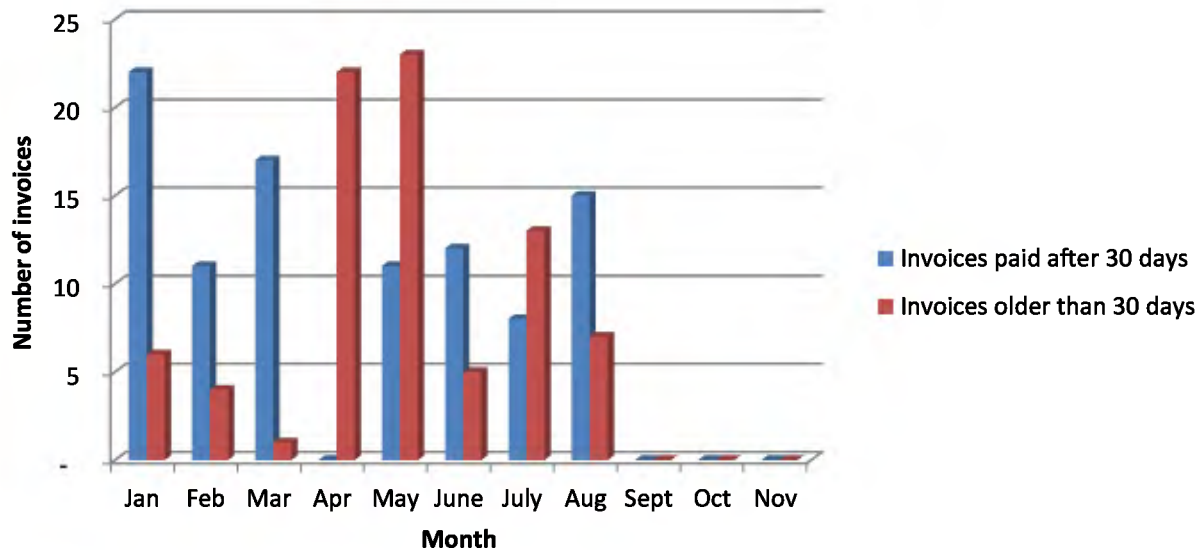




## The Presidency - Value of invoices not paid within 30 days



## The Presidency - Number of invoices not paid within 30 days



s not paid

not paid