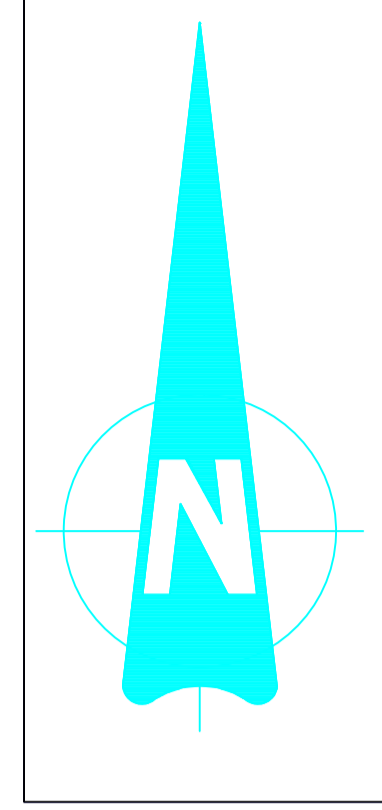
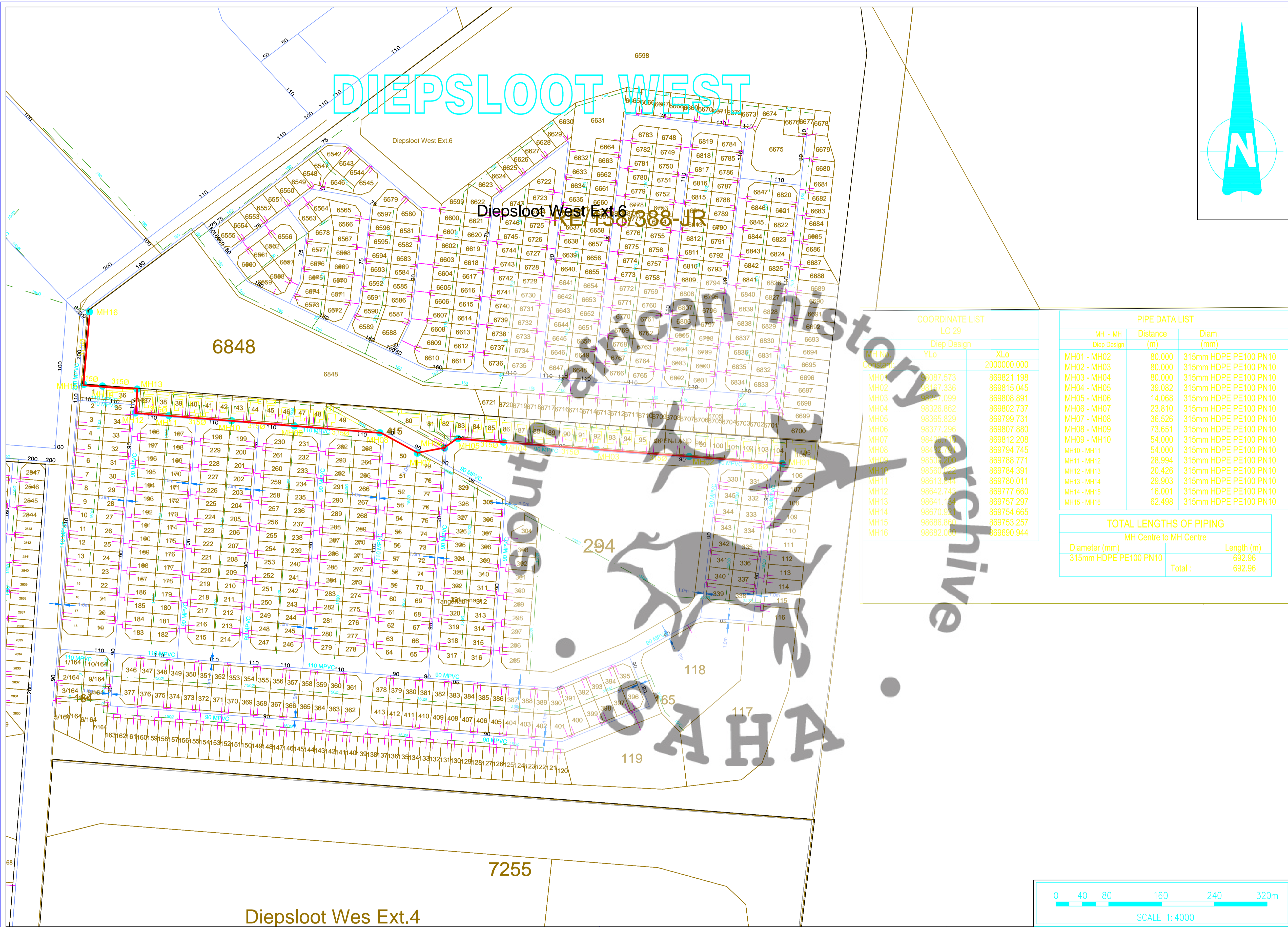


DIEPSLOOT WEST



SANITATION LEGEND

- NEW SEWER PIPE
- NEW SEWER MANHOLE
- EXISTING SEWER PIPE
- EXISTING SEWER MANHOLE



COORDINATE LIST
LO 29
Diep Design

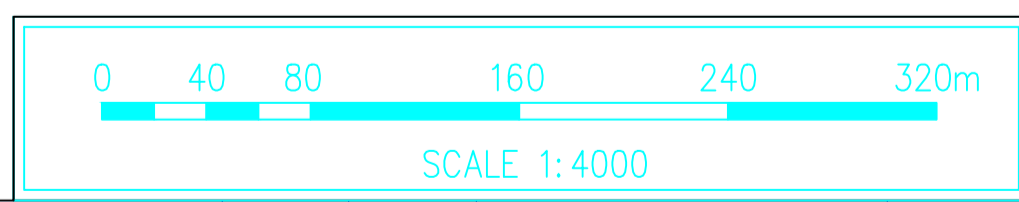
MH No.	YLo	XLo
Constant		2000000.000
MH01	88087.573	869821.198
MH02	88187.336	869815.045
MH03	88247.099	869808.891
MH04	98326.862	869802.737
MH05	98365.829	869799.731
MH06	98377.296	869807.880
MH07	98400.717	869812.208
MH08	98432.791	869794.745
MH09	98508.200	869788.771
MH10	98560.922	869784.391
MH11	98613.844	869780.011
MH12	98642.743	869777.660
MH13	98641.164	869757.297
MH14	98670.921	869754.665
MH15	98686.880	869753.257
MH16	98682.080	869690.944

PIPE DATA LIST

MH - MH Diep Design	Distance (m)	Diam. (mm)
MH01 - MH02	80.000	315mm HDPE PE100 PN10
MH02 - MH03	80.000	315mm HDPE PE100 PN10
MH03 - MH04	80.000	315mm HDPE PE100 PN10
MH04 - MH05	39.082	315mm HDPE PE100 PN10
MH05 - MH06	14.068	315mm HDPE PE100 PN10
MH06 - MH07	23.810	315mm HDPE PE100 PN10
MH07 - MH08	36.526	315mm HDPE PE100 PN10
MH08 - MH09	73.651	315mm HDPE PE100 PN10
MH09 - MH10	54.000	315mm HDPE PE100 PN10
MH10 - MH11	54.000	315mm HDPE PE100 PN10
MH11 - MH12	28.994	315mm HDPE PE100 PN10
MH12 - MH13	20.426	315mm HDPE PE100 PN10
MH13 - MH14	29.903	315mm HDPE PE100 PN10
MH14 - MH15	16.001	315mm HDPE PE100 PN10
MH15 - MH16	62.498	315mm HDPE PE100 PN10

TOTAL LENGTHS OF PIPING
MH Centre to MH Centre

Diameter (mm)	Length (m)
315mm HDPE PE100 PN10	692.96
Total:	692.96



CONSULTING ENGINEERS
CAPEX DESIGN SECTION
SWISSHOUSE
7/FLOOR

DESIGNED	T.MASHIGO	JUNE 2012
DRAWN	B.MKHUMALO	JUNE 2012
CHECKED	L.KHAMA	JUNE 2012
APPROVED BY:	F.CHAKANA	SIGNATURE DATE
ECSA REG. No.		
CHECKED		SIGNATURE DATE



17 HARRISON STREET
MARSHALLTOWN
2107
TEL: (011) 688-1400
FAX: (011) 688-1529

Joburg
DIEPSLOOT WEST SEWER BASIN
SEWER UPGRADE
LAYOUT

SURVEY INFORMATION

PROJECT SURVEYOR:	CHECKED
DATE:	APPROVED BY:
	SIGNATURE DATE

APPROVAL BY JW DEPOT

CHECKED	DATE
APPROVED BY:	SIGNATURE DATE

SCALE NTS REV. **AMENDMENTS** DISCRPTION DATE:

--	--	--	--	--

DRAWING No. JW10039/DPW/LAY03/S01

UR 900 LAY03 0

PROJECT No. DRAWING No. REV.

A1 SHEET 3 OF 3

ORIGINAL PAGE SIZE FILE No.

CLIENT
CAPEX INVESTMENT DELIVERY
17 HARRISON STREET
5/FLOOR

Diepsloot Wes Ext.4