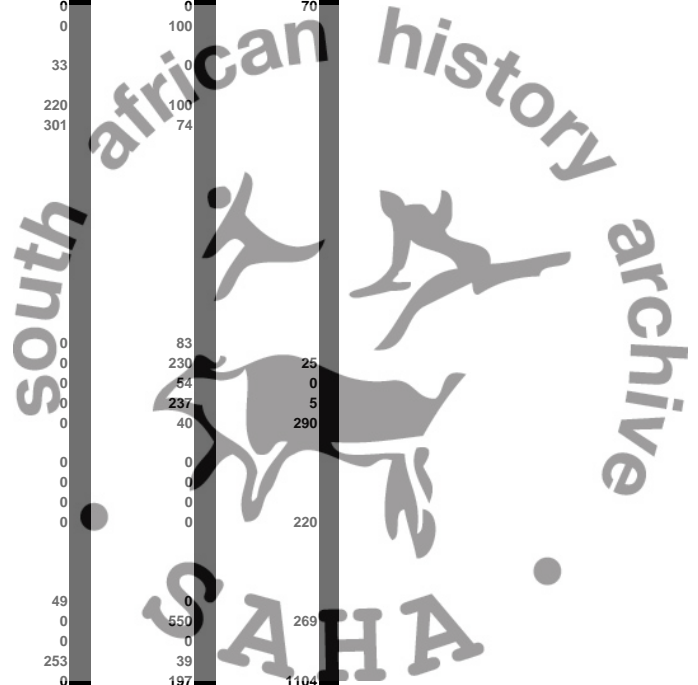
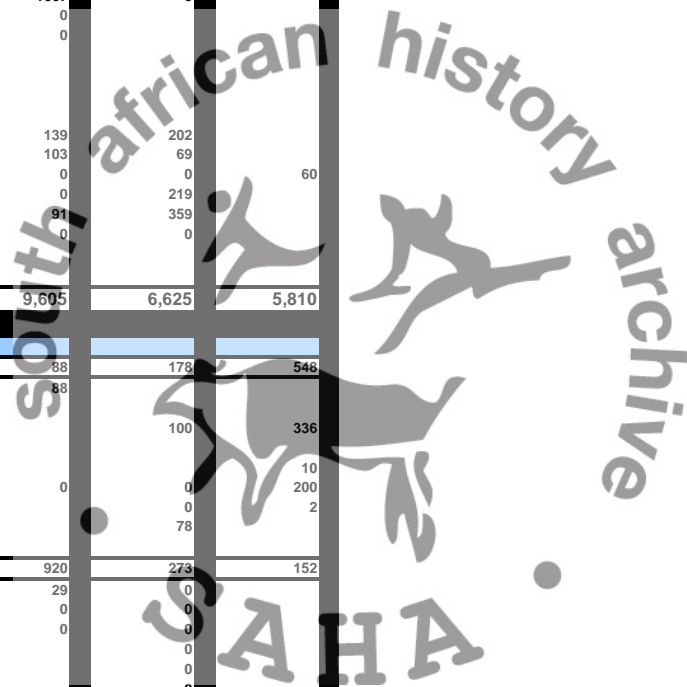


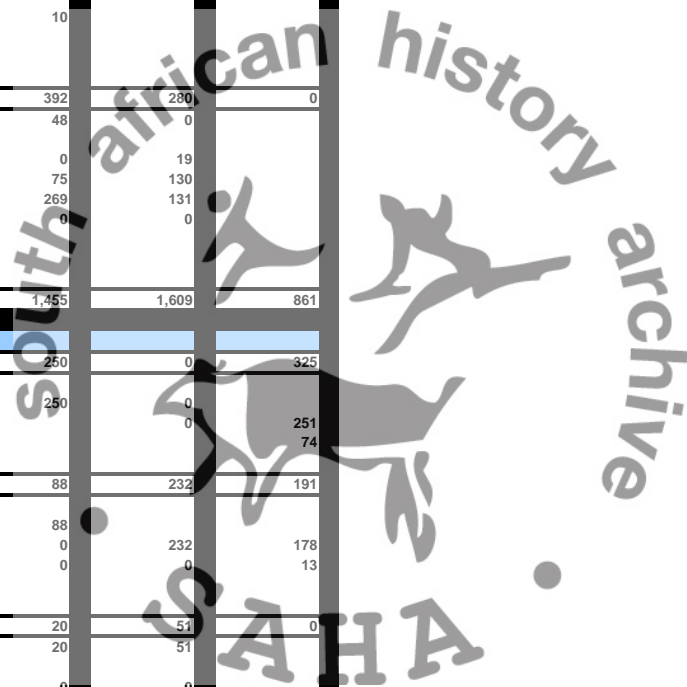
PROVINCIAL GOVERNMENT : W CAPE	2007/2008	2008/2009	2009/2010	2010/2011	2011/2012
HOUSING DELIVERY FIGURES 2010/11	HOUSES BUILT	HOUSES BUILT	HOUSES BUILT	HOUSES BUILT	HOUSES BUILT
CITY OF CAPE TOWN					
PLS/IRDP					
Somerset West 10Ha (430) IRDP	0	0	0		216
Manenberg The Downs (645) IRDP	0	0	0		
Sercor Park (121)	0	0	0	121	
Temperance Town (72)	0	0	0	0	70
Melkbosch Village (100)	0	0	0	100	
Mitchells Plain (1838) Freedom Park (493)	336	124	33	0	
Mitchells Plain (1838) EA1 (205)	189	16			
Mitchells Plain (1838) EA1 (543)		223	220	100	
Mitchells Plain (1838) TA4 (597)		222	301	74	
Athlone Kewtown Infill (236)		99			
Phoenix (67)	27	39			
Wallacedene Ph3 (1108:(853+255)) UISP	117				
Wallacedene Ph4 (784:(375+409)) UISP	687				
Wallacedene Ph5 (537) PLS	490				
Wallacedene Ph6 (1204) UISP	1156				
Wallacedene Ph7 (582) PLS	354				
Wallacedene NHBRC (145)	0	0	0	83	
Wallacedene NHBRC (313)	0	0	0	230	25
Wallacedene NHBRC (86)	0	0	0	54	0
Wallacedene NHBRC (537)	0	0	0	237	5
Wallacedene NHBRC (405)	0	0	0	40	290
Phillipi Ph5 (2468)	804	363	0	0	
Phillipi Ph6 (679)	557	0	0	0	
Phillipi Park Fedsure	0	925	0	0	
Phillipi East Ph5 NHBRC (405)	0	0	0	0	220
CTCHC (Morgen's Village)	213	23			
Joe Slovo (49) Show Village			49	0	
Our Pride IRDP (959 sites + 600 BNG top structures)	0	0	0	550	269
Nuwe Begin (1900 : 1200 BNG) * Reduced June 2011 to 1791	0	0	0	0	
New Rest (1155) (712 Contr)(reduce to 668)			253	39	
Delft Symphony (1850) UISP	0	6	0	197	1104
Delft Symphony 4 & 6 (2377) UISP	1930	387	0		
Delft Symphony Social sites (437)	0	0	0	0	0
Delft 7-9 (3912) top structures		1197	1712	904	99
Delft 7-9 (616) top structures	0	0	0	450	115
Pelican Park Mamas - 371	0	0	0	0	0
Mandela Park (SAHT sites)	102	27			
UISP					
Delft (616) UISP	0	0	0	0	
Joe Slovo (2886) UISP	0	0	0	0	
Boystown (1367) UISP	0	0	0	0	
Witsand (1835) UISP	0	0	0	0	
Wallacedene UISP	0	0	0	0	
Nyanga Upgrade (2200)		122			
Happy Valley (1460) UISP	0	0	0	0	
Bardale (5947) UISP			0	0	




PROVINCIAL GOVERNMENT : W CAPE	2007/2008	2008/2009	2009/2010	2010/2011	2011/2012
HOUSING DELIVERY FIGURES 2010/11	HOUSES BUILT	HOUSES BUILT	HOUSES BUILT	HOUSES BUILT	HOUSES BUILT
Hangberg (302) UISP			0	0	
Rondelei (225) UISP			0	0	
Enkanini (1600) UISP			0	0	
Nonqubela (1250) UISP			0	0	
New Rest (1155)	134	226			
PHP (see attached schedule)					
Total Various PHP	4012	5162	5037	2597	3337
EHP					
N2 Delft TRA (1667) EHP			1667	0	
N2 Delft TRA 5 (1462) EHP			0		
N2 Delft TRA			0		
EHP Mfuleni Flood relief (384)					
RENTAL					
Ikapa Hostels	128				
CTCHC (Morgen's Village) Institutional (341)			139	202	
Amakhaya Ngoku Institutional (172) Ph1			103	69	
Amakhaya Ngoku Institutional (180) Ph2			0	0	60
Drommedaris - 219 (Social)			0	219	
Steenberg Social (450) Ph1			91	359	
Steenberg Social (200) Ph2			0	0	
CRU Upgrades					
CITY TOTAL	11,236	9,161	9,605	6,625	5,810
WINELANDS DISTRICT					
Breede Valley	51	255	88	178	548
Sunnyside Orchards Hostels		17	88		
Avian Park (708)	40				
Avian Park (439)				100	336
Zwelethemba (99)		99			
Zwelethemba (242)					10
De Doorns (1482) UISP	0	0	0	0	200
De Doorns (1400) IRDP					2
Old Mandela square (331) PHP	11	139		78	
Drakenstein	661	347	920	273	152
Noodkamp (29)			29	0	
Dromedaris (181)			0	0	
Dromedaris (1407)			0	0	
Gouda (150)				0	
Kingston Town (122) UISP				0	
Lantana (84) UISP				0	
Siyashala (243) UISP				0	
Fairylands(259) UISP				0	
Fairylands(975) PHP	294	30	428	107	85
Mbekweni (766) PHP	76	129	349	136	28
Siyazama (223) PHP			76	16	12
Nompumelelo (200) PHP		115	38	14	27
Ncedolwethu Chris Hanani (309)	149				
CRU White City	122	73			
Hermon	20				
Langeberg (prev. Breede River / Winelands)	100	48	45	534	161
Robertson (230)	100				
Igloo houses (28)		14	14	0	
Robertson Infill (55)			0	55	
Robertson Nqubela (444)		34	31	249	126
Montagu (63)			0	42	21
Ashton Zolani (173)				145	5



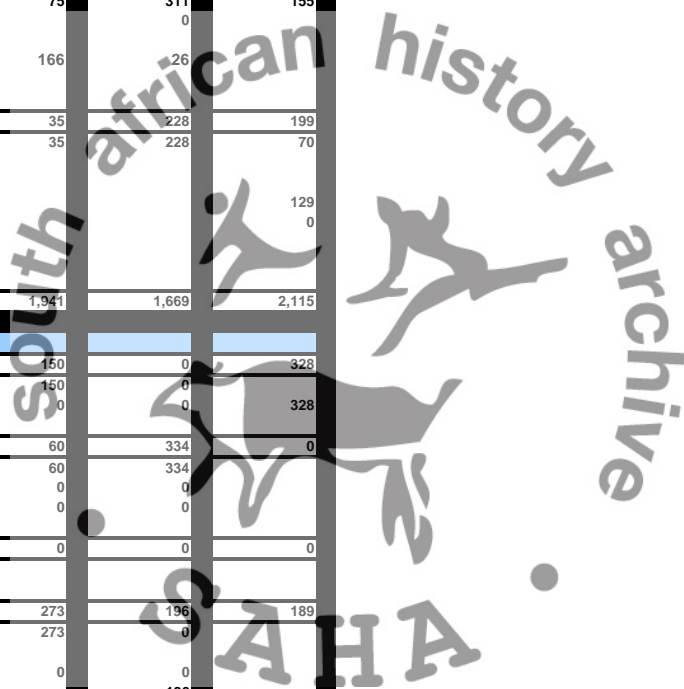
PROVINCIAL GOVERNMENT : W CAPE	2007/2008	2008/2009	2009/2010	2010/2011	2011/2012
HOUSING DELIVERY FIGURES 2010/11	HOUSES BUILT	HOUSES BUILT	HOUSES BUILT	HOUSES BUILT	HOUSES BUILT
Bonnievale (52) Bonnievale (16) IRDP Ashton (73) Ashton (19) incr to 23			0 0	43 0	9
Stellenbosch	42	392	10	344	0
Kayamandi: Watergang(100) Kayamandi: Watergang(527) Franschoek Mooiwater (301) reduced to 231 Digteby (20) IRDP Klapmuts (52) PHP Klapmuts (1067) IRDP Klapmuts (99) IRDP	42	350 42	10	0 113 231	
Witzenberg	317	465	392	280	0
N'duli (226) BALANCE N'duli (105 of 214) BALANCE Tulbagh BALANCE Woseley BALANCE Pine Valley (575) Top structures Tulbagh (569) UISP reduced to 476 Op Die Berg (281) Prince Alfred Hamlet (377)	161 156	73 6 175 211	48 0 75 269 0	0 19 130 131 0	
SUB TOTAL	1,171	1,507	1,455	1,609	861
OVERBERG DISTRICT					
Cape Agulhas	75	0	250	0	325
Struisbaai (75) Napier (250) PLS Bredasdorp (251 of 435) Bredasdorp (184) IRDP	75		250	0 0	251 74
Overstrand	50	0	88	232	191
Hawston (184) Stanford (88) Kleinmond (410) Betty's Bay Pearly Beach: Eluxolweni (211)	50		88 0 0	232 0 0	178 13
Swellendam	31	0	20	51	0
Railton (71) Railton (671) White City (10) Railton (306) UISP	31		20 0	51 0	
Theewaterskloof	507	126	140	309	190
Riviersonderend(286) Greyton (58) Botriver (205) Tesselaarsdal (89) Grabouw Ph2 (529) UISP Genadendal Rural Grabouw Dennekruin (162) Grabouw EHP Villiersdorp(185) PHP Genadendal (157) PHP Grabouw UISP (1169) Caledon (212) Caledon (108) Botrivier (45) PHP	128 58 36 89 95 28 73	 14 4	 133 0 0 7 0	 205 24 0 80 0	96 88 6



PROVINCIAL GOVERNMENT : W CAPE	2007/2008	2008/2009	2009/2010	2010/2011	2011/2012
HOUSING DELIVERY FIGURES 2010/11	HOUSES BUILT	HOUSES BUILT	HOUSES BUILT	HOUSES BUILT	HOUSES BUILT
SUB TOTAL	663	126	498	592	706
CENTRAL KAROO DISTRICT					
Beaufort West	29	569	225	81	0
Hillside (598)	29	569			
Nelspoort (216)			216	0	
Merweville (90)			9	81	
Merweville (10) PHP			0	0	
Beaufort West (240) IRDP					
Beaufort West (278) IRDP					
Laingsburg	37	0	0	0	0
Laingsburg (108)	37				
Prince Albert	0	0	0	0	60
Klaarstroom (60) IRDP					60
SUB TOTAL	66	569	225	81	60
EDEN DISTRICT					
Bitou (Plettenberg Bay)	52	99	210	144	195
Kranshoek (450)	37				
Kurland (250)	15				
New Horizons		34			
Kwanokuthula (641)			10	135	143
Qolweni/Bossiesgif Ph1 (265)		65	200		
Qolweni/Bossiesgif Ph2 (521)			0	9	52
Kurland (188)					
Bitou EHP (60)					
Kranshoek (401) IRDP incr to 426					
George	111	90	33	286	1,025
Pacaltsdorp (904)				239	665
Touwsranten (395)				35	356
Thembaletu Asazani (4350) UISP					
Infill (172) PHP	38				
Infill (173) PHP	20		21		
Tambo Square/Lusaka (297) PHP	53	90	12	12	4
Eden District : Uniondale (183)			0	0	
Hessequa (Langeberg)	113	0	809	235	32
Riversdale Panorama (387)	39				
Riversdale Kwanokuthula (182)	74				
Albeertinia (749)			749		
Gouritsmond (60)			60		
Kwanokuthula (80)				80	
Riversdale Infill (75)				75	
Kwanokuthula (80) UISP				80	
Heidelberg (32) UISP					32
Slangrivier (250) UISP					
Heidelberg (250) IRDP					
Kannaland	363	64	0	0	0
Ladismith (363)	363				
Calitzdorp (64)		64			
Calitzdorp (251)	0	0	0	0	
Knysna	238	374	613	439	509



PROVINCIAL GOVERNMENT : W CAPE	2007/2008	2008/2009	2009/2010	2010/2011	2011/2012
HOUSING DELIVERY FIGURES 2010/11	HOUSES BUILT	HOUSES BUILT	HOUSES BUILT	HOUSES BUILT	HOUSES BUILT
Sedgefield (45 reduced to 35) PHP			35		
Vision (754)	152	374	228		
Vision (459)			210		
Vision (600)					362
Vision (551)			0	422	129
Vision (1363) UISP			0	0	
Fienters&Robololo(981) PHP	86		140	17	18
Mossel Bay	115	28	241	337	155
Great Brak Wolwedans (670)			75	311	155
Friemersheim (200) PLS				0	
Joe Slovo Asazani/Zinyoka (1077) UISP	115		166		
Elangeni (330) Contr. Assisted PHP		28		26	
Power Town (28)					
Oudtshoorn	180	519	35	228	199
Nippon East (663 reduced to 587)	180	119	35	228	70
Dysseldorp EHP (200) Ph1		200			
Dysseldorp EHP (200) Ph2		200			
Oudtshoorn Infill (129) IRDP					129
Oudtshoorn Infill (48) IRDP					0
De Rust Blomnek (161)					
Kairos Infill (23) IRDP					
SUB TOTAL	1,172	1,174	1,941	1,669	2,115
WEST COAST DISTRICT					
Berg River	0	0	150	0	328
Velddrif (150)			150	0	
Piketberg (328)	0	0	0	0	328
Cederberg	0	0	60	334	0
Clanwilliam (394)			60	334	
Citrusdal EHP (668)			0	0	
Graafwater (407) IRDP			0	0	
Matzikama	0	545	0	0	0
Van Rhynsdorp (543)		545			
Saldanha Bay	0	373	273	196	189
Hopefield (400)		127	273	0	
Lnagebaan (246)		246			
Middelpos (330 of 551)			0	0	
Ongegund (224) BALANCE				196	
White City (98) PHP					98
Middelpos Bongweni PHP					91
Swartland	0	0	540	113	268
Darling (540)			540	0	
Chatsworth (381)			0	113	268
SUB TOTAL	0	918	1,023	643	785
Individual subsidies	673	437	478		
Other (EEDBS etc)	1,112	1,825	1,341	641	728
TOTAL	16,093	15,717	16,566	11,860	11,065



PROVINCIAL GOVERNMENT : W CAPE HOUSING DELIVERY FIGURES 2010/11	2007/2008	2008/2009	2009/2010	2010/2011	2011/2012
	HOUSES BUILT	HOUSES BUILT	HOUSES BUILT	HOUSES BUILT	HOUSES BUILT

