

on CS ✓

BAS
NAT: HOUSING
EXPENDITURE CONTROL (COMMITMENTS)
FOR FINANCIAL YEAR UP TO 31/03/2011
REPORT INTRODUCTORY PAGE

INSTALLATION ID : NAT: HOUSING
LOCATION ID : NAT: HOUSING
USERID : MMAPHUTHI
REPORT REQUEST ID : 00060062
SORT CRITERIA : F O P A R M I
SELECTION CRITERIA :

- 1. LAST CLOSED MONTH : 06/2013
- 2. ITEM : I
- 3. OBJECTIVE : O
- 4. RESPONSIBILITY : R
- 5. FUND : F
- 6. PROJECT : P
- 7. ASSETS : A
- 8. REGIONAL IDENTIFIER : M



Handwritten signature or initials.

SELECTION CRITERIA : TYPE
FUND
OBJECTIVE
PROJECT
ASSETS
RESPONSIBILITY
REGIONAL IDENTIFIER
ITEM

DETAIL
ALL
HUMAN SETTLEMENTS
ALL
ALL
ALL
ALL
PAYMENTS

SORT CRITERIA : F O P A R M I

TOTALS : I0003 I0011

PAGE BREAK : NONE


PROFILE : SECURITY

ECONOMIC CLASS : ALL

TOT ON ECON CLASS : NO

LAST CLOSED MONTH : 06/2013

TYPE LEVEL	DESCRIPTION	EXPENSES	COMMITMENTS	BUDGET	AVAILABLE BUDGET
I 003	COMPENSATION OF EMPLOYEES				
I 009	S&W:BASIC SALARY (RES)	147,185,641.90	0.00	155,917,816.00	8,732,174.10
I 010	S&W:PERFORMANCE BONUS (RES)	3,538,358.22	0.00	3,927,732.00	389,373.78
I 010	S&W:SERV BASED OTHER (RES)	31,254.94	0.00	60,000.00	28,745.06
I 010	S&W:LEAVE DISCOUNTING (RES)	338,658.86	0.00	432,870.00	94,211.14
I 010	S&W:OVERTIME (RES)	1,358,049.67	0.00	1,581,235.00	223,185.33
I 010	S&W:COMPENS/CIRCUM OTHER (RES)	3,058,167.45	0.00	3,586,782.00	528,614.55
I 010	S&W: CAPITAL REMUNERATION (RES)	525,032.51	0.00	580,400.00	55,367.49
I 010	S&W:HOUSING ALLOWANCE (RES)	5,338,951.46	0.00	6,192,649.00	853,697.54
I 010	S&W: NON PENSIONABLE ALL OTH(RES)	21,436,072.93	0.00	24,512,789.00	3,076,716.07
I 010	S&W: SERVICE BONUS (RES)	9,387,662.98	0.00	13,196,808.00	3,809,145.02
I 008	EMPL CONTR:BARGAIN COUNCIL(RES)	33,170.50	0.00	68,814.00	35,643.50
I 008	EMPL CONTR:MEDICAL (RES)	6,904,226.78	0.00	9,164,596.00	2,260,369.22
I 008	EMPL CONTR:OFF UNIONS&ASS(RES)	0.00	0.00	355.00	355.00
I 008	EMPL CONTR:PENSION (RES)	17,319,750.54	0.00	20,756,939.00	3,437,188.46
TOTAL I 003	COMPENSATION OF EMPLOYEES	216,454,998.74	0.00	239,979,785.00	23,524,786.26
I 003	GOODS AND SERVICES				
I 006	BANK CHARG&CARD FEES COMM BANK	38,848.09	0.00	40,860.00	2,011.91
I 005	LICENCE AGENCY FEES	1,539.70	0.00	2,000.00	460.30
I 005	PERSONNEL AGENCY FEES	46,565.00	0.00	383,865.00	337,300.00
I 005	SYSTEM ACCESS & INFORMATION FEES	69,547.71	0.00	115,900.00	46,352.29




BAS
NAT: HOUSING
EXPENDITURE CONTROL (COMMITMENTS)
FOR FINANCIAL YEAR UP TO 31/03/2011

TYPE LEVEL	DESCRIPTION	EXPENSES	COMMITMENTS	BUDGET	AVAILABLE BUDGET
I 005	ADVERT:PROMOTIONAL ITEMS	79,724.99	178,622.79	1,333,814.00	1,075,466.22
I 005	ADVERT:MARKETING	2,911,651.07	579,097.05	4,859,403.00	1,368,654.88
I 005	ADVERT:RECRUITMENT	2,245,556.82	36,793.00	3,622,254.00	1,339,904.18
I 005	ADVERT:TENDERS	56,991.75	4,321.47	636,280.00	574,966.78
I 009	EQP<R5000:AUDIO VISUAL EQUIPMENT	7,203.42	0.00	73,840.00	66,636.58
I 009	EQP<R5000:BAGS	15,077.65	0.00	26,000.00	10,922.35
I 009	EQP<R5000:BUILD AIR-CON SYSTEMS	105,000.00	0.00	160,000.00	55,000.00
I 009	EQP<R5000:CELLULAR PHONES	0.00	0.00	148,329.00	148,329.00
I 009	EQP<R5000:DOMESTIC EQUIPMENT	0.00	0.00	1,000.00	1,000.00
I 009	EQP<R5000:KITCHEN APPLIANCES	42,489.74	145,329.64	277,535.00	89,715.62
I 010	C/EQP<R5000:COMP HARDWARE&SYSTEM	793,325.95	20,956.99	1,419,728.00	605,445.06
I 010	F&O/EQP<R5000:CROCKERY & CUTLERY	0.00	0.00	5,000.00	5,000.00
I 010	F&O/EQP<R5000:OFFICE EQUIPMENT	18,130.01	71,451.06	334,870.00	245,288.93
I 010	F&O/EQP<R5000:OFFICE FURNITURE	627,390.42	530,160.03	1,868,814.00	711,263.55
I 009	EQP<R5000:MEDICAL&ALLIED EQUIP	0.00	6,765.29	9,000.00	2,234.71
I 009	EQP<R5000:PUMP/PLUM/PUR/SAN/WAST	0.00	0.00	0.00	0.00
I 010	PHO EQP<R5000:PHOTOGRAPHIC EQUIP	1,177.62	0.00	9,000.00	7,822.38
I 010	SECURITY EQP,SYS,MATER:FIX<R5000	12,198.00	0.00	20,000.00	7,802.00
I 010	SECURITY EQP,SYS,MATER:MOV<R5000	8,866.92	9,195.00	25,000.00	6,938.08
I 009	EQP<R5000:TELECOMMUNICATION	114,936.63	43,810.20	140,000.00	18,746.83
I 006	INT ASS<R5000:SOFTW&OTH INT ASSE	9,120.00	0.00	33,060.00	23,940.00
I 005	AUDIT FEES:EXT CURRENT YEAR	6,540,948.73	10,245.41	6,543,000.00	8,194.14
I 004	BURSARIES (EMPLOYEES)	1,143,760.69	0.00	3,182,191.00	2,038,430.31
I 004	CATERING:DEPARTML ACTIVITIES	1,357,966.26	5,076.80	2,507,444.00	1,144,380.94
I 005	COM:CELL CONTRACT (SUBSCR&CALLS)	3,333,118.00	4,074,630.37	8,368,909.00	961,160.63
I 005	COM:LICENCES (RADIO&TV)	3,339.26	6,188.40	21,155.00	11,627.34
I 005	COM:POST/STAMP/FRANK MACH	4,704.00	0.00	35,000.00	30,296.00
I 005	COM:SATELLITE SIGNALS	52,393.54	17,587.80	70,000.00	18.66
I 005	COM:TEL/FAX/TELEGRAP&TELEX	3,929,589.68	203,911.75	4,565,035.00	431,533.57
I 006	SITA DATA LINES	394,965.81	88,081.32	2,618,374.00	2,135,326.87
I 006	SITA INFORMATION SERVS	806,014.25	10,917.21	1,543,418.00	726,486.54
I 006	SITA INTERNET SERV CHRGS	2,577,370.18	0.00	3,115,996.00	538,625.82
I 006	SITA MAINFRAME TIME	18,334,380.00	5,529,132.86	28,187,378.00	4,323,865.14
I 006	SITA SOFTWARE LICENCES	1,899,374.66	0.00	1,912,380.00	13,005.34
I 006	SITA SPECIALISE COMPT SER	129,056.25	51,380.77	180,438.00	0.98
I 006	SITA SYSTEM DEVELOPMT	0.00	0.00	38,996.00	38,996.00
I 006	EXT COMP SER:DATA LINES	1,200.00	0.00	1,200.00	0.00
I 006	EXT COMP SER:INFOR SERVICES	45,159.17	13,601.84	519,000.00	460,238.99
I 006	EXT COMP SER:SOFTWARE LICEN	483,254.70	0.00	605,120.00	121,865.30
I 006	EXT COMP SER:SPEC COMPUTER SERV	62,520.73	0.00	220,000.00	157,479.27
I 006	EXT COMP SER:SYSTEM DEVELOP	3,445,000.32	3,098,434.50	5,146,505.00	1,396,929.82
I 005	C/P:BUS&ADV SER:AUDIT COM(N-OFF)	267,544.00	0.00	300,000.00	32,456.00
I 005	C/P:BUS&ADV SER:FIN MANAGEMENT	0.00	0.00	1.00	1.00
I 005	C/P:BUS&ADV SER:HUMAN RESOURCE	377,344.35	51,905.66	548,199.00	118,948.99
I 005	C/P:BUS&ADV SER:OCU SAFE&HEALTH	0.00	0.00	10,000.00	10,000.00




TYPE LEVEL	DESCRIPTION	EXPENSES	COMMITMENTS	BUDGET	AVAILABLE BUDGET
I 005	C/P:BUS&ADV SER:ORGANISATIONAL	7,569,036.38	0.00	14,448,672.00	6,879,635.62
I 005	C/P:BUS&ADV SER:PRJ MANAGEMENT	61,002,556.81	3,149,047.96	73,050,136.00	8,898,531.23
I 005	C/P:BUS&ADV SER:RESEARCH&ADVISOR	5,809,921.02	2,595,371.82	9,569,444.00	1,164,151.16
I 005	C/P:BUS&ADV SER:QUALIFICTN VERIF	0.00	36,480.00	0.00	36,480.00-
I 005	C/P:BUS&ADV SER:TRNSLAT&TRNSCRPT	14,553.00	0.00	60,000.00	45,447.00
I 006	C/P:L/PVT FIRM:LEGAL ADVICE	665,497.16	0.00	1,026,000.00	360,502.84
I 006	C/P:L/STATE ATTN:LEGAL ADVICE	322,809.60	0.00	991,000.00	668,190.40
I 005	CONTRCTRS:ARTISTS&PERFORMERS	17,850.00	0.00	350,785.00	332,935.00
I 005	CONTRCTRS:AUDIO-VISUAL SERVICE	47,103.40	0.00	111,000.00	63,896.60
I 005	CONTRCTRS:BUILDING&CONSTRUCTION	603,974.42	538,075.03	1,142,100.00	50.55
I 005	CONTRCTRS:EMPLOYEE WELLNESS	218,146.32	78,950.70	321,400.00	24,302.98
I 005	CONTRCTRS:EVENT PROMOTERS	165,687.60	0.00	165,690.00	2.40
I 005	CONTRCTRS:MAINT&REP OF MACH&EQP	303,202.48	17,663.96	702,159.00	381,292.56
I 005	CONTRCTRS:MAINT&REP OTHER ASSETS	860,190.54	99,318.99	1,004,190.00	44,680.47
I 005	CONTRCTRS:INTERIOR DECORATORS	0.00	0.00	20,000.00	20,000.00
I 005	CONTRCTRS:PHOTOGRAPHER	9,000.00	0.00	47,000.00	38,000.00
I 005	CONTRCTRS:MEDICAL SERV	62,273.52	14,618.64	100,000.00	23,107.84
I 005	CONTRCTRS:PLANT FLOWRS&OTHR DEC	65,949.82	7,358.06	169,970.00	96,662.12
I 005	A&S/O/S:SECURITY SERVICES	718,591.35	87,276.86	882,485.00	76,616.79
I 005	A&S/O SER:ADMIN&SUPPORT STAFF	891,155.43	19,699.20	1,962,904.00	1,052,049.37
I 005	A&S/O/S:PROFESSIONAL STAFF	1,955,990.00	0.00	2,021,060.00	65,070.00
I 005	A&S/O/S:PERSONNEL&LABOUR	209,020.00	22,856.16	1,673,117.00	1,441,240.84
I 005	A&S/O/S:MEDICAL SERVICES	2,854.00	0.00	25,000.00	22,106.00
I 005	ENTERTAIN MANAGEMENT	92,446.07	0.00	376,084.00	283,637.93
I 005	ENTERTAIN MINISTERS	29,345.18	0.00	145,000.00	115,654.82
I 005	INV FOOD SUP:GROCERIES	13,730.26	0.00	199,570.00	185,839.74
I 005	INV F&G:FUEL, OIL & LUBRICANTS	392,254.47	0.00	548,448.00	156,193.53
I 006	INV LEARN SUP:CONS MATRL SUBJECTS	0.00	0.00	114,150.00	114,150.00
I 005	INV MAT&SUPPLIES:BATTERIES	293.15	0.00	1,100.00	806.85
I 006	INV MAT&SUP :BUILDING&CONSTR MAT	1,039.00	0.00	5,000.00	3,961.00
I 005	INV MAT&SUP:NOTICE BOARDS&SIGNS	9,936.82	0.00	14,000.00	4,063.13
I 005	INV MAT&SUP:ELECTRICAL SUPPLIES	5,062.75	0.00	42,969.00	37,906.25
I 005	INV MAT&SUP:HARDWARE	4,370.40	0.00	12,620.00	8,249.60
I 005	INV MAT&SUP:SPARES & ACCESSORIES	15,795.75	0.00	16,368.00	572.25
I 005	INV OTH CONS:CELLPHONE ACCESSOR	0.00	0.00	62,449.00	62,449.00
I 005	INV OTH CONS:CORPORATE GEAR	100,886.67	0.00	152,390.00	51,503.33
I 005	INV OTH CONS:CROCKERY & CUTLERY	56,090.81	0.00	265,067.00	208,976.19
I 005	INV OTH CONS:DISP PAPER/PLASTIC	1,450.80	0.00	1,460.00	9.20
I 005	INV OTH CONS:PACKING MATERIAL	7,100.00	0.00	40,000.00	32,900.00
I 005	INV OTH CONS:SPRT&RECRN CONSMBELS	9,353.07	0.00	16,500.00	7,146.93
I 005	INV OTH CONS:TOILETRIES	130,309.95	33,718.16	237,000.00	72,971.89
I 005	INV OTH CONS:UNIF&PROTEC CLTHING	253,788.65	8,172.98	957,393.00	695,431.37
I 005	INV OTH CONS:WASH/CLEAN DETERGNT	63,019.18	8,346.40	63,200.00	8,165.58-
I 005	INV OTH CONS:WORKPLAC DECORATION	0.00	0.00	3,000.00	3,000.00
I 005	INV STA&PRNT:AUDIO VIS MATERIALS	4,788.00	0.00	22,000.00	17,212.00




TYPE LEVEL	DESCRIPTION	EXPENSES	COMMITMENTS	BUDGET	AVAILABLE BUDGET
I 005	INV STA&PRNT:BOOKS, JOURNALS ETC	158,268.45	2,380.08	248,000.00	87,351.47
I 005	INV STA&PRNT:COMPUTER CONSMBLES	1,213,600.69	86,639.45	2,033,852.00	733,611.86
I 005	INV STA&PRNT:MAGZLINES/NEWSPAPRS	263,002.49	65,976.93	592,505.00	263,525.58
I 005	INV STA&PRNT:PHOTOGRAPHIC MAT	0.00	0.00	60,000.00	60,000.00
I 005	INV STA&PRNT:PRINTING DEPRTMNTAL	1,098,964.18	34,361.00	1,530,473.00	397,147.82
I 005	INV STA&PRNT:GOVERNMENT PRINTER	139,979.98	64,051.06	904,592.00	700,560.96
I 005	INV STA&PRNT:STATIONERY	1,274,073.08	410,815.15	2,726,322.00	1,041,433.77
I 005	OPERATING LEASES	18,657,595.49	162,353.86	20,929,062.00	2,109,112.65
I 005	FINANCE LEASES	1,328,132.50	574,695.46	2,458,024.00	555,196.04
I 005	P/P:CLEANING SERVICES	548,446.77	112,495.13	674,210.00	13,268.10
I 005	P/P:ELECTRCTY CMLIANCE CERT	86,638.42	0.00	86,700.00	61.58
I 005	P/P:FIRE PROTECTION	0.00	0.00	2,500.00	2,500.00
I 005	P/P:FIRST AID	7,809.37	38,695.02	56,200.00	9,695.61
I 005	P/P:FUMIGATION SERV	297,314.65	59,335.30	380,000.00	23,350.05
I 005	P/P:LAUNDRY SERVICES	6,038.90	0.00	72,765.00	66,726.10
I 006	P/P:MUNICIPAL SERV	5,240,459.24	0.00	5,240,460.00	0.76
I 005	P/P:PEST CONTROL	0.00	2,736.00	60,000.00	57,264.00
I 005	P/P:SAFEGUARD&SECURITY	2,582.30	0.00	20,000.00	17,417.70
I 006	T&S DOM:ACCOMMODATION	9,141,538.51	129,746.35	11,907,984.00	2,636,699.14
I 006	T&S DOM:DAILY ALLOWANCE	486,595.31	0.00	874,113.00	387,517.69
I 006	T&S DOM:FOOD&BEVER (SERVED)	811,854.50	0.00	320,612.00	491,242.50
I 006	T&S DOM:INCIDENTAL COST	552,526.83	0.00	878,478.00	325,951.17
I 007	T&S DOM WITHOUT OP:CAR RENTAL	6,752,497.95	0.00	7,288,614.00	536,116.05
I 007	T&S DOM WITHOUT OP:KM ALL(OWN TR	2,716,786.07	0.00	3,245,414.00	528,627.93
I 007	T&S DOM WITHOUT OP: KM ALL(SMS>)	725,536.34	0.00	1,081,851.00	356,314.66
I 007	T&S DOM WITHOUT OP:GG VHCL	262,595.32	0.00	299,000.00	36,404.68
I 007	T&S DOM WITH OP:OTR TRNS PROVID	4,375,832.40	9,127.00	5,139,205.00	754,245.60
I 008	T&S DOM WITH OP:AIR TRANSPORT	14,107,492.83	0.00	15,679,219.00	1,571,726.17
I 008	T&S DOM WITH OP:RAILWAY TRANSPOR	5,187.98	0.00	6,000.00	812.02
I 008	T&S DOM WITH OP:ROAD TRANSPORT	11,970.00	0.00	285,744.00	273,774.00
I 007	T&S DOM WITH OP:GG VHICL	0.00	0.00	123,000.00	123,000.00
I 006	T&S FORGN:ACCOMMODATION	313,384.53	0.00	650,139.00	336,754.47
I 006	T&S FORGN:DAILY ALLOWANCE	136,090.64	0.00	324,817.00	188,726.36
I 006	T&S FORGN:FOOD&BEVER (SERV)	2,073.60	0.00	52,000.00	49,926.40
I 006	T&S FORGN: INCIDENTAL COST	2,580.87	0.00	56,340.00	53,759.13
I 007	T&S FORGN WITHOUT OP:CAR RENTAL	0.00	0.00	54,505.00	54,505.00
I 007	T&S FORGN WITH OP:OTH TRNSP PROV	202,534.27	0.00	203,410.00	875.73
I 008	T&S FORGN WITH OP:AIR TRANSPRT	775,462.23	0.00	1,102,959.00	327,496.77
I 005	T&S:NON EMPLOYEES	206,430.25	0.00	147,840.00	58,590.25
I 005	TRAIN & DEV:EMPLOYEES	3,024,551.96	222,823.82	4,785,113.00	1,537,737.22
I 005	TRAIN & DEV:MATERIAL&MANUALS	0.00	0.00	20,779.00	20,779.00
I 006	O/P:CAR VALET & WASHING SERV	1,514.80	0.00	1,600.00	85.20
I 005	O/P:COURIER & DELIVERY SERVS	311,344.45	156,961.71	1,664,647.00	1,196,340.84
I 005	O/P:DRIVERS LICENSES & PERMITS	7,319.00	3,035.00	16,193.00	5,839.00
I 005	O/P:GIFTS	448.00	0.00	448.00	0.00

* office maintenance



* Leasing of office space

TYPE LEVEL	DESCRIPTION	EXPENSES	COMMITMENTS	BUDGET	AVAILABLE BUDGET
I 005	O/P:NONLIFE INSRNC PRM-TRY12.1.2	70,131.94	0.00	70,135.00	3.06
I 005	O/P:PRINTING&PUBLICATIONS SERV	1,142,028.31	390,774.11	1,997,093.00	464,290.58
I 005	O/P:PROF BODIES,MEMB&SUBSC FEES	136,361.56	1,115.00	165,600.00	28,123.44
I 005	O/P:RESETTLEMENT COST	985,891.20	0.00	1,362,585.00	376,693.80
I 005	O/P:STORAGE OF FILES	26,335.70	18,787.84	53,340.00	8,216.46
I 005	O/P:FREIGHT SERVICES TRSPRT GOOD	255,765.06	2,166.00	354,140.00	96,208.94
I 005	VENUES AND FACILITIES	10,811,038.74	0.00	12,917,090.00	2,106,051.26
TOTAL I 003	GOODS AND SERVICES	223,785,437.61	24,053,623.40	310,130,843.00	62,291,781.99
I 003	INTEREST AND RENT ON LAND				
I 005	INT PAID:FINANCE LEASES	173,499.16	159,993.59	750,814.00	417,321.25
TOTAL I 003	INTEREST AND RENT ON LAND	173,499.16	159,993.59	750,814.00	417,321.25
I 003	PAYMENTS FOR FINANCIAL ASSETS				
I 005	THEFTS AND LOSSES	186,099.69	0.00	194,665.00	8,565.31
TOTAL I 003	PAYMENTS FOR FINANCIAL ASSETS	186,099.69	0.00	194,665.00	8,565.31
I 003	PAYMENTS FOR FINANCIAL ASSET				
I 004	THEFTS AND LOSSES	13,109.52	0.00	13,828.00	718.48
TOTAL I 003	PAYMENTS FOR FINANCIAL ASSET	13,109.52	0.00	13,828.00	718.48
I 003	PROVINCIAL & LOCAL GOVERNMENTS				
I 006	PROV CONDITIONAL GRANTS	15,175,563,000.00	0.00	15,175,563,000.00	0.00
TOTAL I 003	PROVINCIAL & LOCAL GOVERNMENTS	15,175,563,000.00	0.00	15,175,563,000.00	0.00
I 003	DEPARTMENTAL AGENCIES & ACCOUNTS				
I 006	HOUSING DEVELOPMENT AGENCY	69,300,000.00	0.00	69,300,000.00	0.00
I 006	SOCIAL HOUSING REGULATORY AUTH	186,771,000.00	0.00	186,771,000.00	0.00
I 006	NAT HOUSING FINANCE CORP	0.00	0.00	1,000.00	1,000.00
I 006	RURAL HOUSING LOAN FUND	49,500,000.00	0.00	49,500,000.00	0.00
I 006	SERVCON HOUS SOLUT (PTY) LTD	34,000,000.00	0.00	41,600,000.00	7,600,000.00
I 006	SOCIAL HOUSING FOUNDATION	6,621,000.00	0.00	6,621,000.00	0.00
I 006	THUBELISHA HOMES	1,798,289.36	0.00	0.00	1,798,289.36
TOTAL I 003	DEPARTMENTAL AGENCIES & ACCOUNTS	347,990,289.36	0.00	353,793,000.00	5,802,710.64
I 003	FOREIGN GOV&INTERNATIONAL ORGAN				
I 005	SUB FEES:UN MEMBERSHIP FEES	684,468.00	0.00	1,000,000.00	315,532.00
TOTAL I 003	FOREIGN GOV&INTERNATIONAL ORGAN	684,468.00	0.00	1,000,000.00	315,532.00
I 003	HOUSEHOLDS				
I 005	H/H EMPL S/BEN:LEAVE GRATUITY	1,251,538.97	0.00	1,396,602.00	145,063.03
I 005	H/H:BURSARIES (NON-EMPLOYEE)	9,636,410.73	45,769.95	9,653,700.00	28,480.68
I 006	H/H:DONATIONS&GIFTS (CASH)	30,000.00	0.00	31,000.00	1,000.00
TOTAL I 003	HOUSEHOLDS	10,917,949.70	45,769.95	11,081,302.00	117,582.35
I 003	BUILDINGS & OTHER FIX STRUCT				



BAS
NAT: HOUSING
EXPENDITURE CONTROL (COMMITMENTS)
FOR FINANCIAL YEAR UP TO 31/03/2011

TYPE LEVEL	DESCRIPTION	EXPENSES	COMMITMENTS	BUDGET	AVAILABLE BUDGET
I 004	BUILDINGS & OTHER FIX STRUCT	108,558,081.75	26,008,108.52	177,940,000.00	43,373,809.73
TOTAL I 003	BUILDINGS & OTHER FIX STRUCT	108,558,081.75	26,008,108.52	177,940,000.00	43,373,809.73
I 003	MACHINERY AND EQUIPMENT				
I 005	MOTOR VEHICLES	487,120.68	0.00	600,000.00	112,879.32
I 006	AUDIO VISUAL EQUIPMENT	47,172.67	0.00	465,730.00	418,557.33
I 006	BUILDING AIR-CON SYSTEMS	0.00	115,023.00	145,000.00	29,977.00
I 006	CELLULAR PHONES	0.00	21,600.00	357,897.00	336,297.00
I 007	COMPUTER HARDWARE&SYSTEMS	6,996,732.70	81,301.96	9,316,013.00	2,237,978.34
I 007	CROCKERY & CUTLERY	0.00	0.00	22,000.00	22,000.00
I 007	LINEN & SOFT FURNISHINGS	0.00	0.00	26,500.00	26,500.00
I 007	OFFICE EQUIPMENT	337,339.76	5,300.95	913,151.00	570,510.29
I 007	OFFICE FURNITURE	548,173.61	823,478.61	4,645,672.00	3,274,019.78
I 006	MEDICAL & ALLIED EQUIPMENT	0.00	262,601.21	300,000.00	37,398.79
I 007	SECURITY EQUIPM,SYS,MATER:FIX	60,933.00	0.00	690,000.00	629,067.00
I 007	SECURITY EQUIPM,SYS,MATER:MOV	72,182.52	0.00	425,000.00	352,817.48
I 006	TELECOMMUNICATION EQUIPM	507,045.78	0.00	700,000.00	192,954.22
TOTAL I 003	MACHINERY AND EQUIPMENT	9,056,700.73	1,309,305.73	18,606,963.00	8,240,956.55
I 003	SOFTWARE & INTANGIBLE ASSETS				
I 004	SOFTW & OTHER INTANGIBLE ASSETS	369,820.86	0.00	2,704,800.00	2,334,979.14
TOTAL I 003	SOFTWARE & INTANGIBLE ASSETS	369,820.86	0.00	2,704,800.00	2,334,979.14

**** END OF REPORT RP0203BS ****

